

Historic, Archive Document

Do not assume content reflects current scientific knowledge, policies, or practices.

69.17

19

20



E.A. MARTIN SEED CO.
 JACKSONVILLE, FLORIDA.



TRIAL GROUNDS, ROSELAND FARMS
 MR. MARTIN AND MR. SAFF INSPECTING CROPS

Martin's Hy-Test Seeds are Given A Real Test At Roseland Farms

THE photos on this page and on our outside cover are all views from Mr. E. A. Martin's Roseland Farms showing different "Test Plots" where our Hy-Test seeds are planted and tried before listing in our catalog. When you buy Hy-Test seeds you know you are buying seeds that have been tried under Florida conditions and are adapted to successful planting in Florida.

Don't take chances on untried seeds. Plant Martin's Hy-Test Seeds for SURE Results.

ATTENTION

Market Gardeners, Truck Growers,
Large Farmers.

We want you to go over this Catalog carefully, make up a list of the seeds you need and the quantities of each, and send to us for special prices.

We are in close touch with you, understand your soil and climate, and our many years experience in the State has taught us the needs of the Florida farmer and we are in position to serve you better than any outsider.

We have one of the largest stocks of selected and tested seed to be found in the South. We know that, quality considered, we can supply your wants at as reasonable prices as any other Seedsman or Grower, and can give you quick service. We are here to serve you and hope that you will call on us often.



We will consider it a special favor if you write below the names of some of your friends who use Seeds:

Names.	Postoffice.	County.	State.	R. D. Box.

PARCEL POST

IMPORTANT

DOMESTIC PARCEL POST RATES.		First pound or fraction.	Each additional pound or fraction.
On Seeds, Plants, Bulbs, Roots, Books, Tools, etc., within the U. S. and Possessions.			
First Zone	Jacksonville or 50 miles thereof within 50 to 150 miles.....	5c	1c
Second Zone	within 150 to 300 miles.....	5c	1c
Third Zone	within 300 to 600 miles.....	6c	2c
Fourth Zone	within 600 to 1,000 miles....	7c	4c
Fifth Zone	within 1,000 to 1,400 miles...	8c	6c
Sixth Zone	within 1,400 to 1,800 miles...	9c	8c
Seventh Zone	all over 1,800 miles.....	11c	10c
Eighth Zone		12c	12c

We supply with this catalogue a return envelope, in which you may enclose your order and money, and mail by a Registered Letter. Money Order, Express Money Order or Bank Draft need not be registered. Postage stamps taken the same as money in any amount. Since seeds have been admitted under Parcel Post, it is a great advantage to farmers residing many miles from a railroad, as seeds and other articles can be delivered to their door, thus saving a trip to town. Besides, the rates are very reasonable up to 400 or 500 miles. Should you wish to order large quantities of seeds by Parcel Post, write for special prices.

READ THIS

These seeds are all grown especially for us, and are fresh, genuine and reliable. We handle no commission seeds.

Seeds of the best quality often fail to germinate by reason of improper planting, weather conditions, etc.; in fact, most failures are from disregard of necessary conditions, and since these conditions are so varied and so far beyond our control, it is impracticable for us to in any way guarantee crop results, and while we exercise every care in reason, we give no warranty, express or implied, as to description, quality, productiveness or any other matter of any seeds, and will not be in any way responsible for the crop. If the purchaser does not accept the goods on these terms, they are at once to be returned.

Market Gardeners, or other large planters, requiring larger quantities of seeds than are here offered, are invited to write us for Special Prices, and must be sure to name **varieties** and **quantities** they will want.

OBSERVATIONS AND SUGGESTIONS

The progress and advancement made by our State in the lines of agricultural and industrial development during the two years just passed has attained results the like of which was never dreamed of by the most enthusiastic person of a few years ago. Considering the rapidity of the change in what may be justly termed an era of transformation, the events of the recent past appear as ancient history. When we reflect upon the remarkable success attained by those engaged in the various branches of agricultural pursuits, we perforce realize that there is practically no limit to the capacity of our soils or our resources and possibilities for industrial development.

A diversity of soil crops and an increase in the live stock industry, to the extent that the farms are made self-sustaining, is working wonders in the restoration of normal conditions after the war. It will do more; it will demonstrate beyond doubt that the only road to profitable farming lies in the diversification of crop production and the growing of live stock, and it is morally certain to create a lasting system of farm management along the lines suggested.

With the great and continued improvements in methods of planting, manuring and cultivating the numerous crops, largely through the aid of improved implements, the yields have been increased to a remarkable degree. Indeed, it is not unusual for the grower of such

Please bear in mind that the prices given in this book include cost of postage, except where noted. For Peas, Beans and Corn, add proper amount as shown by parcel post table to cover postage. If purchasers desire forwarded by express, they may omit the amount required for postage.

Seeds by Express or Freight. We deliver seeds to any express or railroad company, the purchaser to pay transportation charges upon receipt of goods.

Name, Address, Etc. When ordering please give your name and full address. Many orders reach us on which the name or post-office address is lacking. It is, of course, impossible to fill these orders until they are identified.

How to Send Money. Money can be sent at our risk, either by postoffice order, bank draft, express order or registered letter. If your order amounts to \$1 or more, it is best to send by one of the above methods. Postage stamps received the same as cash. Always be sure to **sign your name, postoffice, county and state.** Cash should always accompany the order.

crops as lettuce, celery, cauliflower, tomatoes, eggplants and other crops under an intensive system of cultivation, to receive from three to five hundred dollars per acre, and in many instances with as high as eight to twelve and even fifteen hundred dollars per acre. Under old-time methods such yields would have been impossible; nor are these methods alone practiced in the production of vegetable crops, the same improvements have been and are being rapidly extended into the cultivation of the standard field crops, such as cotton, corn, oats, velvet beans, cowpeas and others. In this direction great assistance is being given the farmers of the State through the Farmer's Institute work under the direction of Prof. P. H. Rolfs, Director of the Experiment Station, and the work of the United States demonstration agents in the several counties under the direction of Prof. C. K. McQuarrie, U. S. Demonstration Agent for Florida. The results of the work of these agencies have been so successful, as well as surprising, that thousands either wholly or in part have adopted new and better methods of farm practice.

There are many side crops adapted to the various sections of the State that pay fancy prices, and which usually come at a time of the year or season when conditions are such as to create a demand out of the ordinary. This rule holds good also as to standard crops.

SUGGESTIONS—SPECIAL CROPS

Some suggestions which we believe worthy of attention by the people generally of the State, and those engaged in any one of all of the agricultural pursuits, is that it is well for each farmer to make a specialty of some crop, while at the same time practicing diversification of crop production to as great an extent as possible.

The greatest of all farm specialties is live stock. Whatever branch of farming is carried on, live stock should form as large a part of it as possible. It is one of the greatest aids to successful crop production, as well as one of the surest means of making money.

FLORIDA

A STATE OF REMARKABLE RESOURCES

IN ORDER to get a true understanding of Florida's remarkable advantages and resources the reader should first consult a map of North America. From the map it will be noted that the peninsular state is located at the southeast corner of the U. S. Contrary to the general idea Florida is not located in a tropical latitude, but, as reference to the map will show, about four-fifths of the State is bounded on the East by the Atlantic ocean and on the West by the Gulf of Mexico, while Northwest Florida also has the Gulf for its southern boundary.

Climatic Influences.

The Gulf is a near-tropical water and as that part of the South Atlantic which forms Florida's eastern boundary carries a tropical ocean current, the Gulf stream, it will be readily seen that in spite of the fact that Florida is several hundred miles north of the equator, its winter climate is greatly influenced by the warm bodies of water that almost surround it.

At the point of the greatest width the peninsular part of Florida is not over a hundred and fifty miles wide, and it is natural that warm air current from either the east or the west should result in the mild winter climate for this favored section that has long made it famous as a winter resort.

It happens that the same agencies that produce a mild and pleasant winter climate in Florida also cool the state in summer. The waters of the Atlantic and Gulf have a marked effect upon the temperature of the air and are also responsible for the continually moving air currents, resulting in cool ocean breezes across the peninsula for the greater part of the days and nights of the summer months.

The foregoing facts are the foundations of Florida's delightful climate, delightful from the standpoint of both health and comfort. Mild winters mean outdoor living and freedom to a large extent of diseases that result from confinement, lack of exercise, impure air, etc., while breezy summer days make sunstroke and heat prostration terms that are almost unknown in Florida.

Florida's Location.

From the standpoint of industry Florida's location is unexcelled. By rail she is within twenty-six hours of New Orleans, thirty-three hours from Chicago, twenty hours from New Orleans, twenty hours from Washington and over night from Charleston, Atlanta and Birmingham. First-class steamship lines ply between Jacksonville and Baltimore, Philadelphia, New York and Boston. Within a few hours by steamer from Key West is Havana, the capital and metropolis of the island republic of Cuba. Regular Florida seaports include Jacksonville, Fernandina, Miami, Key West, Tampa, Port St. Joe and Pensacola. Key West is nearer to the Panama Canal than any other port in the United States by several hundred miles.

There are 54,861 square miles in Florida, of which not to exceed ten per cent is under cultivation. At this writing Florida's population is easily one million persons, the bulk of whom are confined to its cultivated areas, so it will be seen that those parts of the state which are called settled, are in reality quite thickly settled.

Topography of Florida.

The thing that surprises the newcomer to Florida is its great variety of agricultural lands. Parts of the state are quite flat and close to sea level, but there is much high land, elevations running anywhere from 200 to 400 feet, and all this within a few miles of tide-water. Northeast Florida is generally level, while Northwest Florida becomes rugged and hilly. The bulk of Central Florida, a few miles from either coast, is high and rolling and in some places almost rugged, while South Florida is generally level but with sufficient elevation above the sea to make drainage of its agricultural lands entirely successful. The same description applies to what are known as the East and West Coasts.

Florida's Cities.

Florida is not a manufacturing State and therefore has no really large cities. Jacksonville, the metropolis, has a population of 125,000; Tampa, 70,000; Miami, 35,000; Pensacola, 25,000 and Key West, 20,000. More than a score of other cities in the State, including Gainesville, Orlando, St. Augustine, Lakeland, Tallahassee, St. Petersburg, West Palm Beach, Daytona, Port Myers, Ocala, Lake City, Live Oak and others have populations ranging from five to ten thousand. The cities of Florida, are, as a rule, strictly modern and up-to-date. They are provided with good schools, churches public buildings and are well paved and well governed. Almost without exception all are showing a healthy growth, keeping pace with the general growth and development of the State.

Agriculture in Florida.

One of the first important requisites to successful agriculture in any section is soil. Florida's agriculture is greatly diversified and to meet this situation nature has seen to it that her soils are likewise greatly diversified.

In Northwest Florida, noted for its corn, cotton, tobacco and general farm crops, we find a rich clay soil.

Northeast Florida is made up largely of flat woods pine land, very fertile and yielding good big crops under proper cultivation.

The East Coast contains much hammock and flatwoods land and to the southeast considerable muck and marl lands, all of which are admirably adapted to the variety of crops that have made this section famous.



Florida Scenery

The rolling lands of North-Central Florida contain considerable clay and grow the best general farm and vegetable crops, while farther south, the lands, still high, contain a sufficient mixture of sandy loam to make them heavy producers of the best citrus and vegetables that the State affords. Below this section in South Florida there are vast prairies of pine and muck lands, the latter very rich and the former sufficiently fertile to reward the farmer handsomely for intelligent effort.

The Everglades of Florida.

A section of Florida, peculiar unto itself, that offers rich promise in agricultural production for the future, is what is known as the Everglades section. This section lies mainly to the east, south and southwest of Lake Okeechobee, the largest inland body of fresh water wholly within the United States, with the exception of Lake Michigan.

The soil of the Everglades section is a rich muck, the accumulation of decayed vegetation for many years. In the past, during a considerable portion of the year, a large part of this section has been either under water or too wet for cultivation.

About ten years ago the first definite plan of draining this big body of fertile land was presented to the people of Florida and the state government was authorized to begin one of the most extensive drainage projects that has ever been undertaken in this country. This plan includes numerous large canals from Lake Okeechobee to tide-water, with a view toward lowering the water level in the lake as well as providing an outlet for the surplus water on the lands adjacent to or in the vicinity of the canals.

At this writing with several of the canals completed and in operation, the water level of Lake Okeechobee has been very materially lowered, and immense areas of rich Everglades land along the Lake and canals reclaimed for cultivation. No fertilizer is necessary as these lands in themselves are inexhaustibly rich in plant food. Most of the crops growing in Florida do well in Everglade muck. Such crops as corn and Irish potatoes and practically all vegetable crops for that matter, do exceptionally well and give unusually heavy yields. The muck soil in the Everglades varies in depth from one to twenty feet.

Contrary to the general idea the Everglades of Florida do not consist of a tangled jungle and swamp. On the other hand their greatest area is open prairie covered with a heavy growth of sawgrass. These lands cultivate easily and under proper treatment responds to cultivation quickly.

Livestock farms, both large and small, devoted to raising improved beef cattle, dairy cattle and hogs are being established in many parts of this section. When the fact is considered that this great body of land with its inexhaustible fertility carries with it a climate that permits the growing of crops for 365 days out of the year it must be admitted that the Everglades of Florida are a tremendous agricultural asset to the Nation.

FLORIDA—Continued

Farming in South Florida on both East and West coasts or near thereto, consists largely of raising winter vegetables for the Northern market besides the finest oranges, grapefruit, tangerines and limes, the best flavored pineapples that are grown anywhere, and the avocado, commonly known as the alligator pear. This section practically enjoys a monopoly in the avocado industry and this remarkable fruit is rapidly gaining favor in the big markets of the North.

Pineapples are successfully grown in large quantities for market throughout South Florida as far north as St. Lucie county. The crop comes on during the middle and late summer and amounts to many hundreds of carloads.

Among fruits in this section, citrus of course takes the lead. The South half of Florida practically has a monopoly upon the grapefruit business of the country. Nowhere else are grapefruit grown that approach the quality of those produced in the South half of this state and the total production of all other sections of the Union that pretend to grow grapefruit will not approach the yield of South Florida. Many varieties of the finest oranges known are also produced in this section along with the peerless tangerine and great quantities of limes that far surpass in flavor anything of the sort grown anywhere in the country. Anyone familiar with both fruits will readily admit that the best lemon is extremely flat in flavor compared to the average South Florida lime.

In the vegetable line South Florida leads all other sections in the state. Probably the leading crop is tomatoes for the winter market. Florida ships out of the state more tomatoes than does any other state in the Union, and the great bulk of her shipments comes from South Florida during and immediately following the winter season. Other vegetable crops of this section include beans, Irish potatoes, sweet potatoes, lettuce, celery, cabbage, egg plants, pepper, peas, onions and other of lesser importance. Each winter shipments of luscious green vegetables to Northern markets total thousands of carloads in return for which the growers receive millions of dollars.

The raising of improved live stock in South Florida is just becoming a regular thing. In years past vast ranges provided food for great herds of cattle the year round. Razor-back hogs roamed hither and thither in search of their sustenance while the owners of both, feeling it unnecessary to make any effort to produce feed for their animals, rested on their oars and took the profits that came to them.

However, as the work of settlement progressed range lands were fenced up here and there, the toving spirit of the razor-back curbed and the introduction of better bred live stock begun. Today South Florida has a number of large cattle ranches that combine well bred cattle with the natives. It has been found that a cross of a pure bred sire and a native dam produces a fine big-boned, upstanding animal that puts on flesh readily and brings a good price on the market. This has resulted in the importation of many carloads of pure bred bulls of the Shorthorn, Angus and Hereford breeds. Though this movement was only begun a matter of two or three years ago it is now rapidly gaining headway and already begins to show results in the appearance of some first class graded steers on the Jacksonville live stock market for slaughter.

Great progress has been made in the dairy industry in South Florida during the past two years. Ten years ago there was hardly a dairy cow in that section of the state while today there are thousands, including many high class, pure bred Jerseys, Holstein, Dutch Belted, Guernsey and Ayrshire cattle. A number of dairy farms in this section milk daily from one to two hundred head of pure and high grade dairy cows. Most of them are provided with the latest modern equipment installed dairy buildings of the most approved type. It is still necessary, however, to import to this section of the state a quantity of dairy products each year and this fact maintains good prices for the dairymen who are now in business and offers a very attractive opportunity for the farmers from other states to engage in dairy farming here.

For many years Florida has been afflicted with the Texas cattle tick but the United States authorities, co-operating with the state authorities, got busy on this problem a few years ago with the result that nearly ten thousand square miles of the state are now tick-free while more than a score of counties have recently voted for compulsory tick eradication.

In South Florida the hog is making good progress. It must be considered in this connection that South Florida has long been giving its attention to citrus fruits, winter vegetables and tourists and it has therefore been slower to take up improved live stock than some other sections of the state which could not compete with it in the lines in which it excels. However, much interest at this time is being evidenced in well bred hogs and throughout South Florida many good hogs may be found on the small farms, while the farmers as a general thing are becoming very much interested in swine growing and are working out plans for steadily increasing their herds. The principal breeds of hogs in South Florida include the Duroc, Poland China, Berkshire and Hampshire. All seem to do equally well. A feature about South Florida which is not duplicated by any other section of the country, and which is a great advantage in live stock raising, is the green feed and pasture that it affords for stock throughout every day of the year. Corn, cane, cowpeas, velvet beans, peanuts and a great variety of other feed, forage and pasture crops are available for live stock in South Florida. The



Florida Road—Dade County

largest live stock market in the Southeast is located at Jacksonville, within easy distance and in direct touch from this fertile agricultural section.

North Florida.

In speaking of South Florida we refer particularly to that part of the state from Orlando southward. In giving a general outline of the resources of North Florida we will also include Northwest Florida. Citrus fruits and winter vegetables are grown quite extensively much farther north than this dividing line would indicate. It is hardly considered safe to attempt to grow citrus fruits commercially north of Volusia county, though there are a number of successful groves in protected sections above this point. The principal citrus crop in this section is oranges. It is here that the famous Indian River oranges are produced and thousands of carloads of this fruit together with grapefruit and tangerines go to Northern markets every year.

Winter vegetables are grown to a greater or less extent in all parts of North and West Florida up to the Georgia line. Different sections specialize certain crops. For instance the section around Sanford and Seminole county raises a crop of lettuce and celery which sells for a sum running into the millions each year and requires a good many train loads to transport it.

In the vicinity of Hastings, St. Johns county, about 16,000 acres are devoted to a winter crop of Irish potatoes. This practice has been followed for some twenty years past with unusual success. Crop failures in this section have been indeed few and far between and as a general thing the growers have not failed to make a fair profit on their potato crop alone. The general practice is to follow this crop with corn, planted in March, and to plant cowpeas or peanuts with the corn in June. If the crop is put up in the silo in August there is still four months in which to grow a fourth crop before time to plant potatoes in January again. As a general thing, however, three crops are grown on Hastings farms each year and we might also add that three or four crops may be grown in any part of Central or South Florida within one year.

Banner years have occurred in the Hastings section as has been the case in many parts of the country, but few if any sections of the United States can show such wonderful profits as have been earned by Hastings farmers during certain years in the past. The most recent years is the Irish potato crop of 1917. The market price of potatoes at that time was very high and, fortunately for the growers, the yield was heavy. Hundreds of them made enormous profits—the writer personally knows of farmers who netted between forty and fifty thousand dollars upon a hundred acres.

In North-Central Florida farming consists largely of such crops as corn, cotton, velvet beans, and other field crops together with hogs and cattle, besides winter vegetables. This section leads in the production of pure bred beef cattle and hogs. The live stock produced in Marion and Alachua counties is worthy of special mention in this instance.

Duval and Nassau counties are showing excellent development in general farming and live stock production while farther west lies as good a general farming country as may be found in the entire southwest. From Duval county to Escambia on the western border of Florida may be found many fine farms where excellent yields of standard corn is produced each year and much attention is now being given to raising good cattle and hogs.

Leon county, in Northwest Florida, with Tallahassee, the state capital as its county seat, is the leading dairy county in the state. There are many good herds of dairy cattle in this section and more than a thousand gallons of milk are shipped daily to the big dairy market at Jacksonville, the Purty Ice Cream and Dairy Company, giving numerous dairy farmers of Leon county a regular and substantial income. Farther west is the greatest general farming county

SEEDS, BULBS, PLANTS, GARDEN AND POULTRY SUPPLIES

of the state. This is Jackson county, which grows more than a hundred thousand acres of corn each year and it is now giving a great deal of its attention to raising pure bred hogs.

East of Jackson county is Gadsden county, which specializes in tobacco. The value of Gadsden county's tobacco crop runs into millions of dollars annually.

Throughout all of North-Central and North-West Florida, cotton has heretofore been grown extensively, but the advent of the boll weevil has checked this industry to some extent and this has resulted in a big increase in corn production. However, the finest quality of the long staple is produced within the state to the value of several million dollars annually.

Throughout all Florida are thousands of acres of unimproved land. Beginning with South Florida we have a large, fertile area in what is known as the Cape Sable country that is just being opened for settlement. Farther north is a vast area of Everglades land—in all about four million acres. This is rich muck land and only a comparatively few thousand acres are under cultivation at this time, though settlement is beginning to progress rapidly. Along the East and West Coasts of South Florida are millions of acres of pine flat woods, prairie and marl lands that have never been touched with the plow, the greater part of that region lying Southwest, West, Northwest and North to Kissimmee, also East, almost to the coast from Lake Okechobee is a vast open range country. During past years this has been given over almost entirely to grazing native cattle. Lately, however, numerous owners of land in this region have fenced up both large and small tracts and established thereon ranches or farms for the raising of graded and pure bred cattle, hogs and sheep.

North of the center of Peninsular Florida are also vast open ranges, though the areas are not so broad as in South Florida and the lands are in many places rolling and quite hilly. Through the central part of the state in this section there is much clay soil. Northeast Florida is largely made up of pine flat woods land, rich and highly productive, while in Northwest Florida a clay soil predominates and the lands are rolling or quite hilly.

In both Northeast and Northwest Florida are vast areas of unimproved lands. In all parts of the state unimproved lands at this time are offered for sale at a very low figure. This is especially true when Florida's wonderful climate is considered, which permits of growing at least three crops per year and maintaining live stock on green pastures and green feed, out of doors, practically all the year round.

Word comes to us of rapidly mounting values of improved lands in the great Middle West, so we take pleasure in calling the attention of the reader to Florida, a wonderful empire, a place of delightful climate, of low priced lands, providing every advantage for the stockman, as well as the fruit and vegetable grower to give the opportunity as that are afforded here the most searching investigation.

Florida is in great need of good farmers—men who understand what it means to till the soil intelligently and who know how to put forth strenuous effort to win success. We believe that under our favorable conditions we can produce beef, pork and mutton considerably cheaper than they can be grown in the Middle West. Some of the greatest cattlemen in the country from Texas have agreed with us that Florida is a wonderful country for live stock, so we are going to take this opportunity to invite our countrymen from Maine to California and from Louisiana to Minnesota to come and see for themselves.

As agriculture is Florida's greatest industry, we will touch but briefly on her other resources.

Let us first consider the volume of the tourist business each winter and what it means to the state. People from all parts of the nation flock to this delightful climate, while the north is in the grip of winter. Their presence is a wonderful stimulant to the local market for food products and consequently millions of dollars of

revenue is left in the State which helps very materially in its development. Many invest in our enterprises and build themselves attractive winter homes that often become their homes most of the year.

The lumber industry in Florida brings an enormous revenue to the state. Billions of feet of the finest pine and cypress timber may be found in Florida and though hundreds of sawmills are cutting at a rapid rate, the income from this industry promises to be large for years to come.

For some time past Florida has been noted for her production of naval stores, turpentine and rosin. This industry has produced a large amount of capital, quite a portion of which has been reinvested at home in both agricultural and industrial enterprises to the great benefit of the state. The pine forests of Florida yield naval stores to the value of many millions of dollars annually.

The production of rock phosphate is a big item in Florida. Up to the beginning of the late war, Florida exported millions of dollars worth of phosphate besides marketing a large output at home and in other states of the Union. A normal year in the phosphate industry yields more than ten million dollars' worth of phosphate.

Florida is an enormous manufacturer of cigars, Tampa being one of the leading cities of the nation with respect to both quantity and quality of her cigars. Key West, Jacksonville and other cities of the state also manufacture cigars quite extensively. This industry gives employment to thousands and shows an income of many millions annually.

An important industry in Florida is that of her fisheries. We have no figures at hand, but believe we are conservative in estimating the income from this source to reach many millions of dollars annually. Many thousands of Florida's population gain their livelihood in the fishing industry. Along with this industry may be also mentioned the fact that Florida's coast waters produce heavily of sponges, one section alone shipping over one million dollars worth annually.

A recent addition to Florida's manufacture that is growing in volume almost with each successive month, is its beef and pork packing industry. Two years ago Armour & Co. invested a quarter of a million dollars in a packing plant in Jacksonville. Today this plant has about four times its original capacity and still further enlargements are probable in the immediate future. Smaller slaughtering plants are also found in Jacksonville, Tampa, Chipley and other cities in the state.

Aside from the capital invested and the wages paid for labor this industry means an unlimited daily cash market for the farmer in Florida who grows live stock. The result during the past two years has been a wonderful development in the business of raising improved live stock. The establishment of unlimited home live stock markets has removed the last objection to Florida as a state of wonderful possibilities for live stock raising, with the exception of the presence of the cattle tick over the greater part of the state. However, State and Federal authorities in co-operation with other organizations are having great success with tick-eradication work.

Though not a manufacturing state, as before stated, manufacturing in Florida is gaining steadily in volume. Countless small plants produce a great variety as well as a great quantity of manufactured articles, many of which are marketed in far distant states, as well as at home.

We could go on indefinitely enumerating the wonderful resources of a state that is really in its pioneer stage and as such offers remarkable opportunities, not only to investors, but to men with brains and energy as well, but our space is limited so we will close this article by calling the attention of the reader to the fact that the climate in Florida is delightful all the year round; that hunting, fishing, boating, bathing and golfing are superb here every day of the year, and that the greatest opportunity offered anywhere in the Nation today to the man who seeks a handsome return on either his brain, his energy or his capital is to be found in Florida, truly a state of remarkable resources.



We are situated so we can give you service. The large building to the right is our warehouse and adjoining it at left is our retail store and offices.



Our Retail Store and Offices

Seeding the Home Garden--Data for an Acre Plot ARTICLE FROM FLORIDA TIMES-UNION

SELECTION OF SEED

Having carefully attended to all details of drainage, irrigation, fertilization and preparation of the soil, the next consideration and probably the most fundamental of them all is the selection and planting of the best varieties of seed. In these days of specialization the farmer does not care to devote time and attention to growing his own seed, but prefers to leave this highly important work to a seed specialist. Some of our commonest vegetables, if propagated from southern grown seed, will not produce satisfactory crops in the South. As an example, celery seed, even if grown in the most highly developed of our celery sections, will produce light stalks with hollow hearts. Again, bean seed grown in the best of the Southern trucking districts, will not result in as early maturing a crop as from the Northern grown bean seed. In the North the growing season is shorter, and crops develop an early maturing characteristic which is transmitted through the seed to the next crop. Thus even the most experienced seedsman must import some of the seed he sells, and upon which his reputation as a successful and reliable seed merchant depends just as largely as upon the seed which he grows on his own farm. The necessity of planting good seed is apparent to all experienced gardeners. The large outlay for fertilizer, irrigation and labor, which is the biggest expense in farming, may be entirely wasted if the seed fails to grow and even a poor germination, or the sowing of a variety not adapted to local conditions, will result in the loss of the season's profits. What then are the characteristics of good seed and where may we expect to find it?

GOOD SEED

In the opinion of Mr. E. A. Martin, one of the most experienced seedsman and farmers in Florida, good seed is seed produced from healthy, vigorous plants, well fed and cared for, of known good qualities and grown under suitable climatic conditions. It must have a high test of germination, and must best meet the demands of the local market in the crops it produces. Only an experienced and highly capable seed grower can produce such seed. For instance, in Mr. Martin's organization there are professional plant breeders, plant physiologists and pathologists, agricultural chemists, soil technologists and what not. All of these are vital to the progress and continued success of any reputable seed farm. What does the average farmer know of "Mendelism," of individual cell-resistance, or of pollination characteristics? Yet these are every day technicalities in the production of good seed.

In addition to his force of technical experts, there is the lifetime's experience in farming and seed selection of Mr. Martin and others associated with him. Such an organization is in a position to give the best advice and information to growers on all questions pertaining to farming and seed selection, as well as to grow the very best seed possible and to insure the supply of only the best of the foreign grown seed. This leads us to a second consideration connected with the success of the seedsman—his ability of securing and his knowledge of the best supply of home and foreign grown seed.

As mentioned before there are certain kinds of seed best grown in other sections of the country. Maine is one of the leading potato growing regions of the United States and we find that Maine seed potatoes are favored by our Southern planters, for past experience has proven them to have given the best results when tried out with

seed from other sections of the country, although there was some acreage planted in Western grown seed during the past season on account of the short supply of Maine seed.

Some vegetables do not mature seed properly in the North and such seed must be grown in more favorable sections. For example, the best Bermuda onion seed is obtained from the Bermuda Islands, as seed of this variety grown in this country will not give good results.

BEWARE OF CHEAP SEED

Frequently a seed grower contracts to sell a pound of tomato seed for less than the price of one bushel and one peck of good tomatoes. It takes about this quantity of tomatoes to yield a pound of seed, so such a price at once indicates that there is something wrong. Canners often sell the seed from over-ripe tomatoes of mixed varieties. Such seed is usually worthless, but the canner is able to sell it at a low figure. Good tomato seed always costs more than the price of the good tomatoes required to produce such seed.

Again there is the case of the firm or seed grower selling very low priced watermelon and cantaloupe seed. He is able to do this by gathering the seed from rotten or cull melons; such seed should not be planted even if obtained for nothing. The grower of high test seed must get a price sufficient to cover the cost of the good melons, plus the value of good seed.

In each seed producing section, Mr. Martin says, there are a select few seed growers who produce the highest quality seed and with whom he places a "grower's contract" to grow a specified acreage of seed for him each year. It takes years of trial and experience on the part of the seed firm to locate the most dependable seed growers and it is this stock of information which constitutes a seedsman's greatest trade asset. An unscrupulous seed-house may get seed from the identical regions from which a reliable firm obtain their supply and yet the former house may not pay one-quarter as much for it. Some seed grower may contract to deliver seed to a seed house at such a low figure, but in order to do so he must neglect important steps in the production of good seed and perhaps gather such seed from plants of doubtful characteristics, poorly grown and not matured. The firm which finally sells such stuff to the farmer may charge as much as a more reliable seed house and thus make quick profits, but its reliability will soon become known by the disastrous results experienced by the grower. Thus we see how essential it is to buy from a reliable and experienced seedsman, only seed of high testation of seed selection, buy your seed from a reputable seed firm and buy only the best. The best is often the highest priced, but may mean the difference between profit and loss, success and failure.

**Don't Neglect Your Home Garden—
See Our Special Garden on Inside
Back Cover**



"Martin's Sea Island Cotton"

Martin's Sea Island Cotton Seed

Direct from Edisto Island off the
Coast of South Carolina

Every grower of Sea Island Cotton knows the importance of planting these seeds as well as the almost impossibility of getting them. We shall have two grades which are the result of fifteen years of special selection and culture.

SUPERFINE. Sells at 70 cents per pound. Splendid bearer; yields per acre, if conditions are right, 150 to 250 pounds lint. 100 pounds of Seed Cotton gives 24 pounds of lint. Bus. \$5.50.

IMMUNE. Same as above, only it is practically proof against all attack of cotton blight, wilt and black rot. Is the result of special selection with that end in view. To illustrate: We had a five acre piece that blighted so badly it made only 105 pounds of Seed Cotton. Had to plant the whole in slip sweet potatoes. The next season we had enough Immune Seed to plant this piece, by putting two or three seeds in hill with the hands, and the result was we gathered over 4,000 pounds of Seed Cotton on this piece. Anyone whose lands show signs of cotton blight, wilt and black rot will do well to use this Seed. Razed and sacked, 42 pounds to bushel. Bus. \$4.00.

COTTON SEED

Write us for any special information you may want on cotton.

Re-Improved Early King

This is one of the quickest maturing, heaviest yielding varieties of cotton known. It has been a boon to the Farmers in the sections where the boll weevil has made its appearance. Pound, 35c; 3 pounds, \$1.00, postpaid. Not prepaid, 10 lbs., \$1.25; 32 lbs., \$3.75; 100 lbs., \$11.00.

Wannamaker's Improved Cleveland Big Boll

This variety is fast becoming the most popular variety of cotton in the South. It is grown and

recommended by the Hon. Harvey Jordan, president of the Cotton Growers' Association. The seeds are small, the per cent of lint is high—38% to 40%—the stalks grow erect, and the foliage is light enough to permit the sun's rays in to make it uncomfortable for Mr. Weevil. We highly recommend this variety to both those in and out of the boll-weevil districts. Pound, 35c; 3 pounds, \$1.00, postpaid. Not prepaid, 10 lbs., \$1.25; 32 lbs., \$3.75; 100 lbs., \$11.00.



Field of Wannamaker's Improved Cleveland Big Boll Cotton

MR. COTTON GROWER—Write to the United States Department of Agriculture, Bureau of Entomology, for Bulletin No. 731. It will give valuable information on "Poisoning Cotton Boll Weevil."

GARDEN SEEDS



DON'T GIVE UP YOUR WAR GARDEN

Now that the war is over there will be many that will forget about their gardens. Don't do it. These times of high prices for all vegetables makes it very profitable for both the Home Gardener and the Market Gardener to PLANT MORE.

ASPARAGUS

Sow one ounce for 60 feet of drill, in rows 1 foot apart. When two years old transplant into permanent beds, which should be well and deeply manured, and trenched to the depth of 2 feet. Set the plants (in rows) from 3 to 4 feet apart, and 2 feet in the rows, spreading out the roots and covering from 6 to 8 inches. On the approach of winter cover with manure or compost; fork the beds early in the spring and apply a dressing of salt. Cut for use the second year after planting in permanent bed.

ASPARAGUS SEED

Succeeds well in any good, rich soil, but a light, warm soil which has been heavily manured for previous crops is best.

GIANT ARGENTEUIL.—Originally a selection from imported French stock but has been both acclimated and improved, and is much superior to the original stock. It has been grown for several years by the most successful truckers and is pronounced far superior to any other variety in earliness, productiveness and size and always sells at a higher price in northern markets. Pkt., 5c; oz., 10c; lb., 75c.

PALMETTO.—Although of southern origin, it is well adapted to the North and it is extensively grown for the markets; it brings high prices, owing to its large size, beautiful color and regularity of stalk. Pkt., 5c; oz., 10c; lb., 75c.

Artichoke Roots

Most valuable food for hogs that can be grown. Every hog raiser should plant them. After one acre is planted their value will be so appreciated that larger areas will be devoted to them. They are not only very healthful, but as a fattening agent are unexcelled. They yield very heavily, 200 to 350 bushels to the acre being realized on good soil. It is not necessary to dig them, for, if given an opportunity, the hogs will help themselves. Not only are they valuable for hogs, but are an excellent food for cattle, sheep and horses.

Artichokes need planting but once and little or no culture after the first year. Cut as potatoes, only smaller; plant in rows three and one-half feet apart. Plow deep, plant shallow, say two inches. The second year, break up the ground as for corn; they will come up thickly all over the surface. Run through each way with a cultivator when a few inches high.

Jerusalem.—Grown from roots or tubers. Their greatest value is for feeding to stock, being particularly desirable for hogs, making an enormous yield of healthy and nutritious feed. They make, also, a large growth of tops, which can be used for feed. Cultivate like potatoes. Lb., postpaid, 30c; pk., not postpaid, \$1.00; bu., \$3.75.

Dwarf Beans

CALLED STRING BEANS, BUSH BEANS AND SNAP BEANS.

One quart to 150 feet in drills, or 150 hills; 1½ bushels to the acre, in drill. Mature for table use from 30 to 50 days from germination, according to variety.

Some varieties will no doubt be exhausted before the demand is supplied. Some of the Wax varieties were a total failure and we are unable to quote price.

Culture.—Plant from end of December, and for succession, every two weeks until May. Beans planted in this latitude during June and July will not produce much. August and September are good months in which to plant again. They are ready for the table in from thirty to fifty days after planting. Beans do not require heavy manuring; in fact, if the soil is fairly good, it is better to use a good fertilizer. The fertilizer should be well mixed in the furrow with the soil before the Beans are planted. For field culture plant in rows 2½ feet apart and about 3 inches between the Beans, covering the seed to a depth of about 3 inches. If to be cultivated by hand in small gardens, the rows may be 18 inches apart. Up to the time of blooming cultivate often. **Prices on Beans, 2 Lbs. or less Postpaid.**


GREEN PODDED BEANS

GIANT STRINGLESS GREEN POD.—Somewhat similar to Burpee's Stringless, but pod is a little longer, straighter and more slender, more depressed between beans and slightly lighter in color; early, hardy and of highest quality. Pkt., 15c; ¼ lb., 25c; 1 lb., 40c; 2 lbs., 75c; 15 lbs., \$3.75; 60 lbs., \$14.25; 100 lbs., \$23.00.

FULL MEASURE.—A fine stringless, early, dark green, high quality bean. Pods 6 inches long, round and creasebacked. Seed

bean much resembles Red Valentine. Pkt., 15c; ¼ lb., 25c; 1 lb., 40c; 2 lbs., 75c; 15 lbs., \$3.75; 60 lbs., \$14.50; 100 lbs., \$23.50.

IMPROVED EARLY RED VALENTINE.—This is one of the best; earlier than the old Early Red Valentine. The vine is dwarf, the pods are smooth, round, stringless and very thickly set, remaining green and tender a long time after they are fit to pull. Vine very uniform, making little or no top growth, and producing enormously—the great market-garden, green-colored snap bean. Pkt., 10c; ¼ lb., 20c; 1 lb., 35c; 2 lbs., 65c; 15 lbs., \$3.25; 60 lbs., \$12.00; 100 lbs., \$19.50.



Palmetto Asparagus.

SEED POTATOES

We have just received our supply of Genuine Northern-grown Seed Potatoes, and beg to quote the following varieties in 150-lb. sacks. Prices subject to change:

Early Red Bliss Triumph.—Pkt., \$1.00; bu., \$3.75.

Spaulding's No. 4 Rose.—Pkt., \$1.00; bu., \$3.75.

Write for special prices on 5-bag lots or more.

SEEDS, BULBS, PLANTS, GARDEN AND POULTRY SUPPLIES

DWARF GREEN POD BEANS—Continued



Improved Red Valentine Beans

WAX-PODDED BUSH OR SNAP BEANS

DAVIS WHITE KIDNEY WAX.—Pods remarkably long, straight and of a handsome waxy white color; enormously productive. Seed white. Pkt., 15c; ½ lb., 25c; 1 lb., 40c; 2 lbs., 75c; 15 lbs., \$3.75; 60 lbs., \$14.00; 100 lbs., \$22.00.

WARDWELL'S KIDNEY WAX.—Most popular of all wax varieties in the South for either market or home use. Matures in five to six weeks; a strong, vigorous grower, bearing heavy crops of long, showy pods, tender and of the finest flavor. In shipping, it stands up well, bringing top prices. Is remarkably free from rust. Pkt., 15c; ½ lb., 25c; 1 lb., 40c; 2 lbs., 75c; 15 lbs., \$3.75; 60 lbs., \$14.00; 100 lbs., \$22.00.

DWARF GOLDEN WAX.—An old, well-known favorite variety for private gardens. Pods long, semi-round, golden yellow and very fleshy and of the best quality. Pkt., 15c; ½ lb., 25c; 1 lb., 40c; 2 lbs., 75c; 15 lbs., \$4.25; 60 lbs., \$16.00; 100 lbs., \$25.50.

DWARF BLACK WAX.—Early; pods round, about five inches long, fleshy, brittle and stringless, deep yellow in color and attractive; a standard sort. Pkt., 15c; ½ lb., 25c; 1 lb., 40c; 2 lbs., 75c; 15 lbs., \$4.00; 60 lbs., \$15.00; 100 lbs., \$24.00.



Wardwell's Kidney Wax Beans

Tennessee Wonder.—Somewhat similar in habit to Kentucky Wonder, but with immensely larger, straighter, smoother and more creasebacked, green pods. More suitable as a shell rather than snap bean. Crop failed.

White Creaseback.—Very hardy, very early and moderately productive. Pods 5 to 6 inches long, uniform, round and slender; slightly stringy, very fleshy, brittle and fine grained; fair quality; color dark green. Beans small, oblong and white in color. Pkt., 15c; ½ lb., 25c; 1 lb., 45c; 2 lbs., 85c; 15 lbs., \$4.50.

Scarlet Runner.—On the order of the Limas, grown mostly in America for its ornamental, bright scarlet flowers. Pkt., 20c; ½ lb., 35c; 1 lb., 60c; 2 lbs., \$1.00.

Old Homestead.—This we regard as far ahead of any other green-pod Pole Bean; is ten days earlier; enormously productive and entirely stringless. Pkt., 10c; ½ lb., 20c; 1 lb., 35c; 2 lbs., 65c; 15 lbs., \$3.25; 60 lbs., \$12.50; 100 lbs., \$20.00.

Lazy Wife.—So named on account of the large number of pods

Pole or Running Beans

ALMOST THE ENTIRE YEAR.


One quart to 150 hills, 10 to 12 quarts to the acre in drills. Matures for table use from 48 to 85 days from germination.

These are more tender and require rather more care in culture than the Bush Beans and should be sown two weeks later. They succeed best in sandy loam, which should be liberally enriched with short manure in the hills, which are formed according to the variety, from 3 to 4 feet apart. From five to six seeds are planted in each hill, about 2 inches deep. As the matured Bean is used mostly, the season is too short for succession crops in the North, though it is advantageous to plant succession crops in the southern states, especially in Florida, where the season of growth is almost the entire year. Rough cedar or similar poles about 7 or 8 feet high should be used for Lima Beans to climb on. They should be set in the ground at least 18 inches, so as to prevent being blown over.

KENTUCKY WONDER.—The most popular of all Pole Beans, especially in this section. Vines are vigorous in growth, the pods are immense, often attaining a length of 9 to 10 inches and borne in large clusters. Bright green, very meaty, tender and stringless when young, assuming a saddleback shape with age, being broader in width than depth, and becoming somewhat irregular and spongy as the Beans ripen. Very early. Pkt., 10c; ½ lb., 20c; 1 lb., 35c; 2 lbs., 65c; 15 lbs., \$3.25; 60 lbs., \$12.50; 100 lbs., \$20.00.

it affords, making it easy to obtain a supply. One of the best varieties for snaps of the late green-podded Pole Beans. The pods grow in large clusters, are 7 inches long, broad, thick, fleshy and entirely stringless. They have a rich, buttery flavor. The dry Beans, which are white, are fine for winter use. Pkt., 15c; ½ lb., 25c; 1 lb., 45c; 2 lbs., 85c; 15 lbs., \$4.50.

McCaslan.—A wonderfully prolific bean, absolutely stringless, white seeded, green podded, buttery, rustless and very early. Vines continue to bear throughout the season if kept closely picked. Robust, hardy and unequalled for home garden. The enormous dark green pods are produced in immense clusters often measure 7 to 9 inches long, contain 5 to 7 beans, are particularly handsome, solid, meat of admirable form, free from coarseness, and when cooked are exceedingly tender and are of deliciously mild and sweet flavor. The dry beans are of a beautiful pure white. Pkt., 10c; ½ lb., 40c; 2 lbs., 75c; 5 lbs., \$2.00; 10 lbs., \$3.75; postpaid. Not prepaid by express or freight—peck (15 lbs.), \$3.75; bu. (60 lbs.), \$13.50; 100 lbs., \$21.50.



Kentucky Wonder Beans

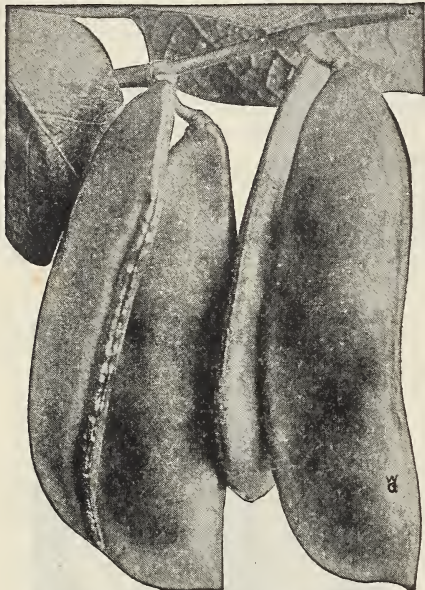
OUR SEED BEANS ARE NORTHERN GROWN HIGHEST QUALITY SELECTED SEED.

DWARF BUSH OR LIMA BEANS

Mature Earlier than Pole Limas.

One pint of small-seeded sorts plants from 100 to 125 feet, and is sufficient for an ordinary garden, or one quart of the large-seeded sorts. For succession, make two plantings, four weeks apart. Mature in from 75 to 30 days from planting.

Special Information on Lima Beans.—Our personal experience and observation has proven to us that it will pay in planting the large varieties of Lima Beans, to be particular and place the eye down when planting. When beans germinate they force the bean upwards and out of the ground and when the eye is up, this compels the sprout or germ to grow under the bean to force it out of the ground and often this breaks the sprout and causes failures which are some-



Fordhook Bush Lima Bean

times attributed to bad seed and other causes. We are all familiar with the fact that when the large Lima beans are planted, they swell to twice the normal size and weight. This especially applies to the Fordhook variety.

Burpee's Improved Bush Lima.—This is the bush form of the well-known Large Lima, and although not so early as the preceding variety, the large size and excellent flavor of the Beans make it desirable. Pkt., 15c; ½ lb., 30c; 1 lb., 45c; 2 lbs., 80c; 15 lbs., \$4.50; 60 lbs., \$15.00; 100 lbs., \$23.50.

Henderson's Bush Lima.—This variety has enjoyed great popularity. They are two weeks earlier than the Pole Limas and wonderfully productive, averaging about sixty pods to the bush, bearing three to four small Beans. Of hardy growth, very prolific and continues in bearing till frost. Pkt., 10c; ½ lb., 25c; 1 lb., 35c; 2 lbs., 60c; 15 lbs., \$3.75; 60 lbs., \$13.50; 100 lbs., \$21.00.

Fordhook Bush Lima.—The Beans of this new variety are of the large Lima type, but are thicker and rounder, and of superior flavor. The bush itself is of stiff, erect habit, holding the Beans well off the ground, so that the pods do not become discolored or injured from being beaten to the ground by wind or rain. It is also very prolific and the pods contain from four to five large, fat Beans each, lying closely together. The pods are so closely packed that the Beans are very easily shelled. The green Beans, even when of full size, are tender, juicy and sweet of flavor when cooked. We recommend this new introduction to our customers as a thoroughly distinct and valuable improvement in Bush Limas. Pkt., 10c; ½ lb., 30c; 1 lb., 45c; 2 lbs., 80c; 15 lbs., \$4.50; 60 lbs., \$15.00; 100 lbs., \$23.50.

Pole Lima or Butter Beans

Florida Butter Lima.—The only true pole lima bean for early-in-the-season bearing. Cannot beat this variety among pole limas for bearing early in the season anywhere in the South, as it begins to produce pods from the very first bloom that appears on the plants, something that is not true of any of the other pole lima beans when planted in the South. It grows and bears profusely all through the season instead of waiting until the nights get cool before it "sets" beans. Will make an abundant crop where other sorts fail completely. Seed speckled white and brown. Pkt., 10c; ½ lb., 25c; 1 lb., 45c; 2 lbs., 75c.

Large White Lima.—Either green or dry, this is the standard table vegetable, and the best shell Bean known. Give it rich ground and plenty of room. Pkt., 10c; ½ lb., 25c; 1 lb., 45c; 2 lbs., 75c.

Small Lima, or Sieva.—Similar in every way to Large Lima, except that it is only half as large, seeds and pods being smaller. Largely grown in the South and immensely popular. Pkt., 10c; ½ lb., 25c; 1 lb., 40c; 2 lbs., 75c; 15 lbs., \$3.50; 60 lbs., \$13.50; 100 lbs., \$21.50.

Our beans are grown for us by the most reliable growers and are true to name, and the quality is, beyond a doubt, the very best to be obtained.

Bean Seed Scarce—Order Early.—Bush seed beans are again extremely scarce, owing to a very short crop. Most of the wax-podded varieties and some of the green-podded sorts are entirely out of the market, the yield amounting to less than the stock planted. We have secured a sufficient quantity of all varieties listed in this catalogue to supply a reasonable demand, but strongly urge you to send your order in early in order not to be disappointed.

CAREFULLY TESTED

MARTIN'S HY-TEST BEETS

SURE TO GROW

Two ounces will sow 50 feet of drill, 6 to 8 pounds one acre. Mature for table use 35 to 60 days from germination.

CULTURE.—The ground for Beets should be rich and well spaded or plowed. In this latitude Beets are sown in January to May, and from the first of August to December. Some market gardeners sow them every month in the year. Seeds should be soaked twelve hours before planting, as this softens the bur and allows the seed germ to prove itself much quicker. For field culture, sow in drills 2 to 2½ feet apart, and cover about 1 inch. Thin out to 4 inches apart. For a small garden, the drills need not be more than 15 inches apart.

Prices on all kinds of Beets are by mail, postpaid.

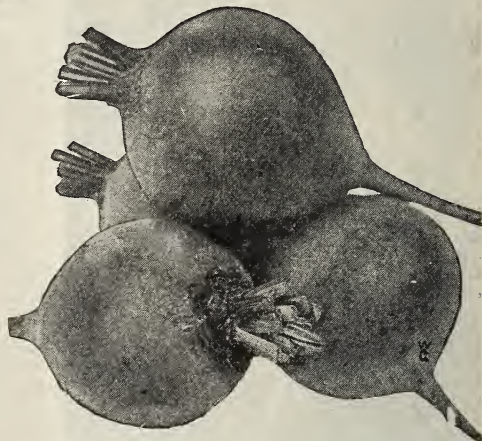
IMPROVED EARLY BLOOD TURNIP.—Dark red, smooth, uniform size and of excellent quality. One of the best for main crop, as it keeps in condition longer than the other kinds. Pkt., 10c; oz., 15c; ¼ lb., 35c; lb., \$1.00; 5 lbs., \$4.50.

EXTRA-EARLY EGYPTIAN BLOOD TURNIP.—An old standard sort, both for market gardeners and family use. Produces fine, smooth, deep red roots. About ten days earlier than the Blood Turnip. Pkt., 10c; oz., 15c; ¼ lb., 35c; lb., \$1.25; 5 lbs., \$5.00.

Extra Early Eclipse.—A most popular market gardener's Beet for the South, as well as a favorite for home gardens. Of remarkably fine form, smooth and free from stringy roots. Small top and a rapid grower. Color a deep blood red, which it retains fully and after being cooked. Quality extra fine, sweet and tender. A heavy cropper, and its handsome appearance makes it an easy seller when placed on the market. Our specially selected strain of Eclipse has proved to be most successful for fall planting. Pkt., 10c; oz., 15c; ¼ lb., 35c; lb., \$1.00; 5 lbs., \$4.50.



Swiss Chard



Martin's Dark Red Beets

MARTIN'S DARK RED.—The King of Beets. A blood-red, early, turnip-shaped variety. Has small, upright tops; fine round shape; skin and flesh dark blood-red; very tender and sweet. Remarkably uniform in growth, and a particularly desirable sort for truckers and market gardeners. Pkt., 10c; oz., 20c; ¼ lb., 50c; lb., \$1.75.

LONG SMOOTH BLOOD.—Long, smooth and very dark red; a late variety. Our strain of this variety cannot be excelled, and will produce perfect beets, which will always be in demand in market. Pkt., 10c; oz., 15c; ¼ lb., 30c; lb., \$1.15.

CROSBY'S IMPROVED EGYPTIAN.—More largely planted for early market in the South than any other kind. It takes on its turnip shape even in early stages of its growth, a decided advantage both for forcing and early cropping. Pkt., 10c; oz., 15c; ¼ lb., 40c; lb., \$1.35; 5 lbs., \$5.50.

LENTZ' EXTRA EARLY BEET.—Small top, round dark red, and grows large, but is always sweet and tender; a good winter sort.

Some market gardeners claim this beet can be raised for market in a shorter growing time than any other variety. A great favorite in Florida for shipment to northern markets. Price: Pkg., 10c; oz., 15c; ¼ lb., 35c; lb., \$1.00; 5 lbs., \$4.50.

SWISS CHARD OR SPINACH BEET

The stalks when cooked and served like asparagus make a most delicious salad. The leaves should be prepared like spinach, kale or turnip salad. Sown early in the spring it yields salad all summer. Grow a row and you will not be without it hereafter. Pkt., 10c; oz., 20c; lb., \$1.25.

SEEDS, BLUBS, PLANTS, GARDEN AND POULTRY SUPPLIES

MANGEL-WURZELS

Six to eight pounds of seed will sow an acre.

CULTURE.—The following varieties are extensively grown for feeding stock, and are excellent food to increase the flow of milk. As they grow much larger than the varieties cultivated for table use they require more room, and should be sown in drills about 2 feet apart. The seeds should be dropped about 2 inches apart in the drills, and when strong enough, thinned out to 12 to 15 inches in the row. The long varieties are best suited to a deep soil, and the globe sorts succeed better than the long sorts on sandy soil. Study your soil before planting.

Prices on all varieties of Mangel-Wurzels as follows: Pkt., 10c; oz., 15c; ¼ lb., 30c; lb., 90c; 5 lbs., \$4.00; 10 lbs., \$7.50, postpaid.

LARGE RED GLOBE.—Globe-shaped; red; similar to Yellow Globe and a good sort for stock.

CHAMPION YELLOW GLOBE.—The best Yellow Globe; heavy yielder, splendid keeper.

LONG RED MAMMOTH PRIZE.—The most largely grown of any of the Mangels; roots attain an enormous size, producing 30 to 50 tons per acre; quality superior; the best for deep soil.

HALF SUGAR ROSE.—A distinct type of Sugar Beet, producing not only a good crop, but roots of giant size and richest feed quality. It has yielded 55 tons per acre, several tons per acre more than the heaviest producers of other sorts of the list. They have small top, and are easily harvested that they may be up-rooted by a push of the foot. The flesh is white, solid, tender, and very sweet, and imparts a rich, pleasant flavor to dairy products, when fed to milch cows. Also particularly good for fattening hogs. Half Sugar Rose is a profitable Stock Beet to grow. Prices: Pkt., 10c; oz., 15c; lb., \$1.50; 5 lbs., \$6.25; 10 lbs., \$11.50.

BRUSSELL'S SPROUTS

One ounce will produce about 3,000 plants.

Of the cabbage family, producing numerous heads on the stem, of most delicious quality, as well as cabbage-like head at the top. Use and cultivate the same as winter cabbage.

PERFECTION.—A new and greatly superior variety of American growth which forms heads ready for picking about three weeks earlier than other varieties. It makes stronger plants and more heads. A profitable crop for market gardeners. Pkg., 10c; oz., 35c; lb., \$3.50.

BROCCOLI

Requires a longer season than either cabbage or cauliflower to develop.

CULTURE.—The same cultivation as suggested for cauliflower should be given to Broccoli.

EARLY WHITE CAPE.—The best variety. The heads are white, compact and hard, and it is a hardy, vigorous and easily grown sort. Pkt., 15c; ½ oz., 40c; oz., 75c.

Do not fail to include in your order Martin's Dark Red Beet, an exceptionally fine variety which will most certainly please you.

ALL PRICES ON THIS PAGE ARE BY MAIL, POSTPAID.



Field of Long Red Mangels

MARTIN'S CARROTS

Two ounces will sow 100 feet of drill, 3 pounds required for an acre. Matures about 60 days from germination.

CULTURE.—Carrots require a very finely pulverized soil to grow them to perfection. A good, light, well-enriched sandy loam is the best for this crop. For field culture, sow in drills 3 to 3½ feet apart, so as to cultivate by horse. Market gardeners sow in drills, about 18 inches apart, and cultivate by hand. For early crops, cover ¼ inch deep and thin to 6 inches in the rows; for late, cover ¼ inch deep and thin to 4 inches.

CHANTENAY HALF-LONG.—A new stump-rooted French variety, the best of its class. Unexcelled in productiveness and quality. Very uniform in growth. Roots about 5 inches long, large at the top and gradually tapering to the base. Medium early and fine for both market and home gardens. Pkt., 10c; oz., 15c; ¼ lb., 35c; lb., \$1.00; 5 lbs., \$4.50, postpaid.


DANVERS HALF-LONG.—One of the heaviest croppers; roots dark orange-color, 8 to 10 inches in length, thick and ending in a somewhat abrupt point. Pkt., 10c; oz., 15c; ¼ lb., 30c; lb., \$1.00; 5 lbs., \$4.50.

EARLY SCARLET HORN.—Popular early variety. Color a deep orange, of a most delicious flavor and makes a most splendid crop in light, shallow soils. A favorite in both market and home garden. Roots 4 to 5 inches long. Pkt., 10c; oz., 20c; ¼ lb., 30c; lb., \$1.00; 5 lbs., \$4.50.

OXHEART, or GUERANDE.—Deserving of general cultivation. It grows 3 or 4 inches in diameter, is early, nearly oval in shape. Pkt., 10c; oz., 15c; ¼ lb., 35c; lb., \$1.25; 5 lbs., \$6.00.

RUBICON.—Half long and stump rooted; color deep orange; finest quality. Pkt., 10c; oz., 15c; ¼ lb., 30c; lb., \$1.00; 5 lbs., \$4.50.

IMPROVED LONG ORANGE.—Especially fine on light soils, making long, smooth, tapering roots of a deep orange-color, and free from side roots; superior in every respect. A fine winter sort for table, market and stock. Pkt., 10c; oz., 15c; ¼ lb., 30c; lb., \$1.00; 5 lbs., \$4.50.



Oxheart Carrots

CARROTS FOR STOCK

CULTURE.—Sow 3 pounds to the acre. These roots are often 15 inches in circumference; greatly enjoyed by stock and gives fine color to butter. 500 bushels can be raised on one acre. 1 bushel is equal to 1 bushel of corn in feed value.

BELGIAN YELLOW.—Largest, heaviest cropping and most nutritious yellow variety in cultivation. Easily gathered as the roots grow largely above the ground. Pkt., 10c; oz., 15c; ¼ lb., 30c; lb., 85c; 5 lbs., \$4.00.

COLLARDS

CULTURE.—One ounce will produce about 2,000 plants, or 150 feet of row. Sow in spring, or summer, as directed for cabbage, either in beds, to transplant when large enough, or in rows where intended to stand. They are rapid growers.

NORTH CAROLINA SHORT-STEM.—A decided improvement, and has proved very popular wherever grown. Has short stem, large, spreading leaves, very hardy, withstanding drought in summer and cold in winter. Its flavor and cooking qualities are the very best. Pkt., 10c; oz., 15c; lb., 85c.

SOUTHERN, or GEORGIA.—This variety is the old-time favorite. Stands all sorts of adverse conditions without injury. Is very hardy. In many places, where the soil is too poor to grow cabbage, the Collard grows easily and makes a good substitute for cabbage. Pkt., 5c; oz., 10c; ¼ lb., 30c; lb., 75c.

HIGH
BRED

Martin's Hy-Test Cabbage

FULLY
TESTED

For cutting matures 65 to 120 days, according to variety.

CULTURE.—Have soil in your bed in the best possible condition. Do not make it too rich or your plants will grow quickly and consequently be weak. Such plants will not stand the shock of transplanting. Soil that has been manured the previous year is to be preferred. Seed should be drilled 6 inches apart, and not too thick; cover lightly and press the soil down firmly around seed. Keep plants watered and free from grass or weeds. Plant during February and March; again in July and August. For spring and summer crop, sow from August 15 to November 1. Six ounces of seed will supply enough plants to set one acre. We advise rows 2½ feet apart with plants 18 inches apart in the row.

*All prices are mail, postpaid.

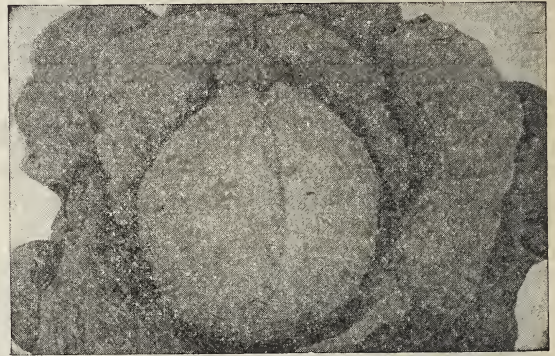
MARTIN'S EARLY SUWANEЕ CABBAGE.—Quickest maturing flat-head cabbage in existence. We offered this wonderful variety for the first time last fall. Our supply was so short that we did not list it in our fall catalog, but later offered to the Florida planter our surplus stock through our weekly price list. We also sent out trial packages all over the South. We are now getting very complimentary reports from every section. Early Suwaneе will mature about twelve to fifteen days earlier than Jersey Wakefield. Heads are very firm, almost round, but slightly flattened on top. Is not only a quick maturing variety, but the leaves are very finely webbed and have a very delicate flavor. For quick, sure results, either in home garden or for market, our suggestion is, plant Early Suwaneе Cabbage. But to do this it will be necessary for you to get your order in EARLY. Pkt., 15c; oz., 40c; ¼ lb., \$1.50; lb., \$4.50.

ALL-HEAD EARLY.—Many of our local gardeners are having great success with this variety. Especially recommended on account of its uniform size and shape and reliability for heading; makes a deep, flat head, solid and uniform in color, shape and size. In tenderness it is unsurpassed. Can be grown either for summer or winter use. By reason of its compactness it can be planted closer and will yield more heads to the acre than varieties of a more spreading habit. Pkt., 10c; oz., 25c; ¼ lb., \$1.00; lb., \$2.75.

COPENHAGEN MARKET.—Very fine, nearly as early as Wakefield with large, round, solid heads. Crop failed. Pkt., 15c; oz., 40c; ¼ lb., \$1.25; lb., \$4.00.

CHINESE CABBAGE.—The kind of cabbage universally grown in China. Does not head up solid like our Cabbage, but makes a loose roll of leaves, tender and white, but different in taste from our Cabbage. Stems are thick and brittle like celery. It is better to be blanched by tying up the outside leaves around the plant. A great curiosity and really a delicious vegetable. Pkt., 10c; ¼ oz., 20c; oz., 35c; lb., \$4.00.

SELECTED EARLY JERSEY WAKEFIELD.—A favorite sort with market gardeners and truckers to



Copenhagen Market Cabbage

grow for earliest Cabbage, both for home market and for shipping. Makes compact, solid, blunt-pointed heads; small leaves, permitting close planting. Very hardy, not only to resist cold, but other unfavorable conditions, insuring the greatest likelihood of profitable and satisfactory results. Our stock is grown and selected with the greatest care. Pkt., 10c; oz., 35c; ¼ lb., \$1.00; lb., \$3.00.

EARLY DWARF FLAT DUTCH.—One of the most reliable cabbages for early spring planting. Plant is short-stemmed, upright, and having comparatively few and short leaves, the rows can be set close together. Heads large, solid, crisp and tender. Pkt., 10c; oz., 25c; ¼ lb., \$1.00; lb., \$2.75.

IMPROVED EARLY DRUM-HEAD.—An intermediate kind between the cone-shaped early and late varieties; can be planted closely; takes name from its shape. Pkt., 10c; oz., 25c; ¼ lb., \$1.00; lb., \$2.75.

SUCCESSION.—Largely a market gardener's variety in many parts of the South, being used almost exclusively for shipping crops. Rather large size, well flattened on top. In maturity, almost ten days later than Early Summer and Early Flat Dutch, but nearly double the size of those varieties. Firm and solid, a very

sure header and stands shipment to the North, arriving in good condition and color. Succession is a good variety and a favorite in many parts of Florida. Pkt., 10c; oz., 30c; ¼ lb., \$1.00; lb., \$2.75.

RED ROCK (Henderson's Mammoth).—The largest and surest-heading red cabbage. Heads as large and solid as Flat Dutch and fine-grained. Pkt., 10c; oz., 40c; ¼ lb., \$1.25; lb., \$4.00.

FLORIDA HEADER.—One of the finest for second-early or for late sowing. Grows quickly to a large size and heads surely. It is a true, sure, hard header. Pkt., 10c; oz., 25c; ¼ lb., \$1.00; lb., \$3.00.

PREMIUM LATE FLAT DUTCH.—As a variety for winter market this Cabbage has no superior. Heads are large, round, solid, broad and flat on top, often tinted with reddish brown after being touched by frost. They open white and crisp, are tender and well flavored. It is a fall and winter variety and one of the best keepers. With good cultivation on moist, rich ground, 95 per cent of them will head up. Decidedly one of the best varieties for late cultivation in our state. Pkt., 10c; oz., 25c; ¼ lb., \$1.00; lb., \$2.75.

HENDERSON'S EARLY SUMMER.—A favorite round-headed variety. Pkt., 10c; oz., 25c; ¼ lb., \$1.00; lb., \$3.00.

SUREHEAD.—All head and always sure to head. Heads the list for winter use. Pkt., 10c; oz., 25c; ¼ lb., \$1.00; lb., \$2.75.

CHARLESTON WAKEFIELD.—This is a few days later than the Jersey Wakefield, but makes a larger and more solid head. Pkt., 10c; oz., 35c; ¼ lb., \$1.00; lb., \$3.00.

FINE EARLY WINNINGSTADT.—One of the best for either early or late use. Pkt., 10c; oz., 30c; ¼ lb., \$1.00; lb., \$3.00.

LARGE LATE DRUMHEAD.—A favorite winter cabbage. Pkt., 10c; oz., 25c; ¼ lb., \$1.00; lb., \$2.75.

AMERICAN PERFECTION DRUMHEAD SAVOY.—Very tender and far superior in flavor to any other fall and winter cabbage. Pkt., 10c; oz., 35c; ¼ lb., \$1.00; lb., \$3.50.



Succession Cabbage



ALL HEAD EARLY CABBAGE

Be Sure and Include Martin's Early Suwaneе Cabbage in Your Order.

GARDEN CORN

One quart will plant 200 hills, and from 8 to 10 quarts one acre. Matures for table use in from 65 to 80 days.

Culture.—Plant the early Corn in well-manured ground. Sugar Corn should not be planted until the ground gets warm. Cultivate often and continue to plant at intervals of about two weeks for a succession of roasting ears.

Adams' Early.—The hardiest and earliest variety for table use; can be planted earlier than any other, but is not a Sweet Corn; white, indented grains and short ear. Pkt., 10c; 1 lb., 25c; 2 lbs., 45c; 14 lbs., \$1.75; 56 lbs., \$6.50.

Truckers' Favorite.—Never have we introduced a Corn that has given more general satisfaction. For a second-early to follow Early Adams, it is unquestionably one of the best; or for planting late to mature quickly it is equally valuable. It is a white Corn, with very good depth of grain, tender and sweet, and makes a most desirable size for roasting ears. Pkt., 10c; 1 lb., 25c; 2 lbs., 45c; 12½ lbs., \$1.50; 50 lbs., \$6.00.

Stowell's Evergreen.—If planted at the same time with earlier varieties and at intervals of two weeks, it will keep the table supplied till October. It is hardy and productive, very tender and sugary, remaining a long time in fresh condition suitable for cooking. Pkt., 10c; 1 lb., 30c; 2 lbs., 50c; 11 lbs., \$2.50; 44 lbs., \$8.50.

Country Gentleman.—Late. Very distinct from any other sort; sometimes yield as many as five ears on a stalk; cob very small with deep kernels of pearly whiteness. This is considered the finest of all Sweet Corn; the quality is delicious and will delight the most fastidious epicure. Pkt., 10c; 1 lb., 30c; 2 lbs., 50c; 11 lbs., \$2.75; 44 lbs., \$9.00.

Late Mammoth Sugar.—This is the latest, but largest, of all the Sugar Corns. The ears are immense, and are of fine quality and flavor. Pkt., 10c; 1 lb., 30c; 2 lbs., 50c; 11 lbs., \$2.75; 44 lbs., \$9.50.

Black Mexican.—One of the sweetest and best varieties; grains black when ripe. Pkt., 10c; 1 lb., 30c; 2 lbs., 50c; 11 lbs., \$2.75; 44 lbs., \$9.50.

Golden Bantam.—Extremely early yellow variety of delicious flavor. Pkt., 10c; 1 lb., 35c; 2 lbs., 60c; 11 lbs., \$3.25; 44 lbs., \$11.00.

Pop Corn

White Rice.—A fine variety, clear white, and very productive. Pops beautifully. Crisp, large and white. Lb., 30 cts., postpaid.

**Trucker's
Favorite
Sweet
Corn**

MARTIN'S CUCUMBERS

One ounce of seed will plant 50 hills, 3 pounds to the acre. Matures from 36 to 50 days.

CULTURE.—For early use, plant as soon as the ground is warm in hills 4 to 6 feet apart each way, eight to ten seeds in a hill. Cover ½ inch deep. When danger of insects is past, thin out the plants, leaving five or six of the strongest in each hill.

Prices of Cucumbers are by mail, postpaid.

IMPROVED ARLINGTON WHITE SPINE.—The advantages claimed for this variety are improvement in shape, color, earliness and shipping qualities. Pkt., 10c; oz., 15c; lb., \$1.00; 5 lbs., \$4.50.

EARLY FORTUNE.—A favorite with Florida truckers. Good variety for shipping. Pkt., 10c; oz., 15c; lb., \$1.25; 5 lbs., \$5.00.

NEW KLONDIKE.—Very dark green, 6 to 7 inches long and

2 inches thick; remains crisp a long time. It is a grand market sort. Pkt., 10c; oz., 15c; lb., \$1.25; 5 lbs., \$5.00.

IMPROVED LONG GREEN.—Grows 10 to 12 inches long, but makes fine pickles when young; the full-sized fruits are best for sweet pickles and slicing. Dark green in color, firm and crisp; quality excellent. A great bearer. Pkt., 10c; oz., 15c; lb., \$1.50.

JAPANESE CLIMBER.—A real climber. The fruit is of extra quality and dark green. Prolific and a desirable table variety. Pkt., 10c; oz., 20c; lb., \$1.75.

BOSTON PICKLING.—Short, smooth and pointed; bright green; great yielder; one of the best for pickling. Pkt., 10c; oz., 15c; lb., \$1.50.

WEST INDIA GHERKIN.—The only genuine Gherkin. Small, oval, covered with spines; light green. For pickling exclusively. Pkt., 10c; oz., 20c; lb., \$1.50.

DAVIS PERFECT.—A superb variety. Dark, glossy green, slim and symmetrical, with an average length of 10 to 12 in., they hold color till nearly ripe when they turn white without a yellow streak on them. Quality fine, as seeds are very soft when fit for table use. Very tender, brittle and of exceptional flavor. Early as earliest strain of White Spine and outyields all others. Pkt., 10c; oz., 15c; lb., \$1.25; 5 lbs., \$5.00.

EARLY CLUSTER.—Fruit small and borne in pairs; light green, a great bearer. Pkt., 10c; oz., 15c; lb., \$1.50.

WHITE SPINE, HENDERSON'S PERFECTED.—A fine dark green selection of Arlington White Spine. Pkt., 10c; oz., 15c; lb., \$1.25; 5 lbs., \$5.00.

MARKET GARDENERS AND LARGE FARMERS will find it to their advantage to write us for special prices on large quantities of seed. We carry a big stock at all times.

Davis Perfect Cucumbers

"THE QUALITY OF OUR CUCUMBER SEED IS RIGHT"—We sell Thousands of Pounds each season to the truck growers who plant extensive acreage.

CAULIFLOWER

One-fourth ounce produces about 500 plants; 2 ounces make enough to set out an acre. Matures heads in 90 days from planting.

CULTURE.—Cauliflower will grow on soil well adapted to cabbage, and the same methods of cultivation will answer. Varying with different climatic conditions. The seeds are sown at all seasons. They must be put out just as early as danger of freezing has passed. Rapid cultivation is necessary to bring the plants to head before hot weather. The heads will be improved if the leaves are tied over them when beginning to form.

HENDERSON'S EARLY SNOWBALL.—This is undoubtedly the finest variety ever introduced; it is the earliest and produces beautiful snow-white heads of the most delicious flavor. The seed we offer is pure and genuine. Pkt., 25c; ¼ oz., 75c; oz., \$2.50; ¼ lb., \$8.50; lb., \$33.00.

EARLY FAVORITE.—A new variety and we think the best early, large-growing kind; forms a large head, which is solid, crisp and tender, and will form heads under unfavorable conditions more surely than any other. Pkt., 25c; ¼ oz., 75c; oz., \$3.00; ¼ lb., \$10.00.

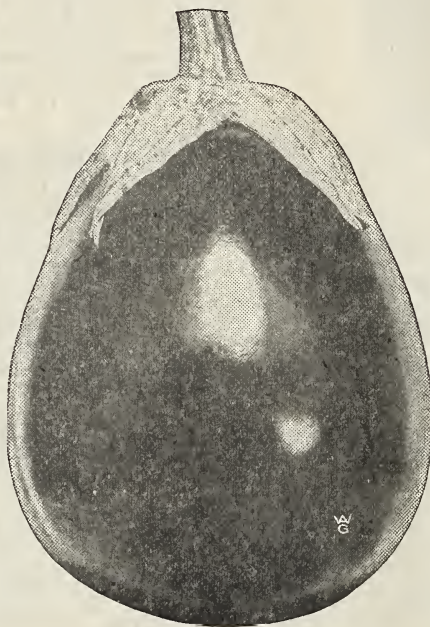
CELERY

One ounce sows about 100 feet and produces about 8,000 good plants; 8 ounces to set one acre. Matures from 120 to 160 days.


CULTURE.—Celery requires a moist and fertile soil. If your soil is not fertile, you must make it so by heavy applications of well-rotted manure or commercial fertilizer. In Florida, sow seed for general crop from August 15 to November 15. Seed must not be covered more than ¼ inch and bed must be well shaded. When plants are from 4 to 6 inches high, cut tops off two or three times to make stocky plants. Transplant when 6 inches high into trenches and as the plants grow, keep drawing the earth up around them, to blanch the stalks for market.

GOLDEN SELF-BLANCHING (French Grown).—Of compact growth, with large, solid heart and thick-ribbed stalks, which blanch easily. Crisp and solid. Free from stringiness and of most delicious flavor. Both stalks and leaves are of a beautiful golden yellow. Pkt., 10c; oz., \$1.00; ¼ lb., \$2.50; lb., \$7.75.

BOSTON MARKET.—Dwarf branching variety, grown so extensively about Boston. Solid, crisp, and of excellent flavor; its compact, dwarf habit allows closer planting and requires less earthing up than taller sorts. Pkt., 10c; oz., 20c; lb., \$2.50.



Black Beauty Eggplant



Golden Self-Blanching Celery

EGGPLANT

One ounce for 1,000 plants, requires about 4 ounces to plant an acre. Matures in about 120 days from sowing.

CULTURE.—Eggplant seed germinates slowly and should be started in a strong heat. The soil should be one part leaf-mold and one part sandy loam. It is important to secure a rapid and continuous growth. Set 30 inches apart, pinch off the larger leaves when transplanting.

FLORIDA HIGH BUSH.—Rich purple; oblong in shape; exceedingly productive; will stand more heat than any other variety. Bushes stand high up, holding the fruit well off the ground, thereby preserving the fruit better than other sorts during rainy weather, also diminishing the number of blighted fruit to a great extent. Pkt., 10c; oz., 40c; ¼ lb., \$1.25; lb., \$4.00.

BLACK BEAUTY.—Fruits large, handsome shape, and of a rich glossy black. It is as early as any, very productive and thornless. Our stock is true and is as good as can be grown. Pkt., 10c; oz., 60c; ¼ lb., \$2.00; lb., \$7.50.

IMPROVED LARGE PURPLE THORNLESS.—For years this variety has been the standard for southern market gardeners and shippers. Our seed is pure and the plants thornless. In a properly cultivated crop, streaked or off-colored fruit is almost unknown. Plants are large, strong and vigorous, each plant producing from 5 to 8 large fruits of dark, rich purple color. Earliest large-fruited variety. A trial will make you appreciative of the superiority of this variety over many others. Pkt., 10c; oz., 50c; ¼ lb., \$1.75; lb., \$6.00.

ENDIVE

One ounce will sow 100 feet of row; 3 pounds will plant 1 acre of land in rows 3 feet apart.

CULTURE.—Seed may be sown any time during the year. When plants are well started, thin out to 10 inches apart in the row, or they may be transplanted to fresh rows. When plants have reached a good size, gather the leaves closely together and tie loosely in an upright bunch. This bleaches the inner leaves in about ten days and adds to the crispness as a salad, as it renders the flavor mild and delicate.

BATAVIAN, or ESCAROLLE.—Forms large heads of broad, thick leaves, which can be blanched for a salad or it will make excellent cooked greens. Pkt., 5 cts.; oz., 15c; ¼ lb., 35c; lb., \$1.25.

GREEN CURLED.—One of the hardiest and best for general use. The deep green leaves are beautifully cut and curled, easily blanched and become very crisp and tender and fine-flavored. Pkt., 5c; oz., 15c; ¼ lb., 35c; lb., \$1.50.

WHITE CURLED.—This beautiful variety does not need blanching to prepare it for use. The midribs being naturally of a pale golden yellow, and the finely curled leaves almost white. Pkt., 5c; oz., 15c; ¼ lb., 40c; lb., \$1.50.



Batavian Endive

KOHLRABI

One ounce to 100 yards of row.

A vegetable intermediate between the cabbage and turnip, which combines the flavor of both. It forms a turnip-shaped bulb above the ground, which is prepared for the table like turnips. If used when young and tender, makes a delicate and desirable vegetable. Also known as "Turnip-rooted Cabbage." Sow in rows 18 to 20 inches apart, thinning out to 8 inches.

EARLY WHITE VIENNA.—The best variety. Bulbs about the size of an apple when ready for use. Pale whitish green color. They have a delicate cabbage flavor. Pkt., 10c; oz., 25c; ¼ lb., 90c; lb., \$3.00.

KALE or BORECOLE

One ounce will produce 3,000 plants. Four pounds to plant an acre. Matures in about 50 days.

CULTURE.—Sow from the middle of March to the beginning of April in prepared beds; transplant in April and treat in the same manner as for cabbage. Of all the cabbage tribe, this is the most tender and delicate, and should be much more extensively grown than it is. The varieties are all extremely hardy, and are best when touched by frost.

DWARF GREEN CURLED SCOTCH.—Rarely exceeding 18 inches in height, but spreading out under good cultivation to 3 feet in diameter; leaves beautifully curled and bright green. Pkt., 10c; oz., 15c; ¼ lb., 50c; lb., \$1.75.

GREEN CURLED SCOTCH.—Grows about 2 feet high; leaves dark green, curled and wrinkled; very hardy, and is improved by a light frost. Pkt., 10c; oz., 15c; ¼ lb., 50c; lb., \$1.75.

SIBERIAN.—Leaves curled on edges; hardy, withstanding the most rigorous winters; blue or slate-colored leaves. Pkt., 10c; oz., 25c; ¼ lb., 60c; lb., \$2.00.

LEEK

Four pounds to plant an acre.

Culture of Leek is about the same as onions. Sow either in early fall or spring. Sow in beds or drills, and, when 6 inches high,



Early White Vienna Kohlrabi

transplant in rows, setting as deep as possible without covering center leaves.

LARGE LONDON FLAG.—The oldest and best known and most largely grown variety. Pkt., 10c; oz., 25c; lb., \$3.75.

FLORIDA'S LEADING FARM PAPER FREE

From time to time we have many requests for information on general farming in Florida from almost every state in the Union. Ofttimes it is practically impossible to answer such inquiries by letter, and at the suggestion of some of our old customers, we are recommending one of Florida's leading farm papers as a source of valuable information covering farming operations in Florida and the Southeast for the benefit of those of our customers who wish to give careful study to the question of farming in Florida. We have arranged with the publishers to furnish, without extra charge, one year's subscription to *The Farmer and Stockman* to every person sending us an order for seeds, plants, or any materials listed

in this catalog, amounting to \$3.50 or more. *The Farmer and Stockman* is published every Saturday at Jacksonville and is regarded by many as the foremost live stock and general farming paper in Florida and the Southeast. In sending in your order to take advantage of this offer, please be sure to state if you are already a subscriber to *The Farmer and Stockman*, and if so, upon receipt of your order, your subscription will be paid up one year ahead. Remember this means that you will receive Florida's leading farm and live stock paper one year free of cost to you when you send us an order amounting to \$3.50 or more.

WATER CRESS

CULTURE.—Sow Water Cress in the spring, along the edges of creeks or ponds. The seed can also be sown in seed bed in a damp location, and the young plants transplanted to the edges of streams or ponds. It not only makes a desirable and attractive

plant for creeks or ponds, but purifies the water. It is also developing into quite a profitable industry in some sections for shipment and sale in our larger markets.

TRUE WATER CRESS.—Grows along the banks of ponds and streams, and is easily introduced; leaves are quite large and thick; a fine salad, sold in immense quantities in the large markets in spring. Pkt., 10c; oz., 40c; ¼ lb., \$1.25.

CRESS or PEPPER GRASS.—This is much used with lettuce, to the flavor of which its warm, pungent taste makes a very agreeable addition. The seed should be sown in drills about 16 inches apart, on very rich ground, and the plants well cultivated. Repeated sowing is necessary to secure a succession. Pkt., 10c; oz., 15c; ¼ lb., 30c; lb., \$1.50.

ATTENTION!

Market Gardeners, Truck Growers, Large Farmers

We want you to go over this Catalog carefully, make up a list of the seeds you need and the quantities of each, and send to us for special prices.

We are in close touch with you, understand your soil and climate, and our many years' experience in the State has taught us the needs of the Florida farmer, and we are in position to serve you better than any outsider.

We have one of the largest stocks of selected and tested seed to be found in the South. We know that, quality considered, we can supply your wants at as reasonable prices as any other Seedsman or Grower, and can give you quick service. We are here to serve you and hope that you will call on us often.

Hogan, South Jacksonville, Florida.
June 21st, 1919.

E. A. Martin Seed Co., Jacksonville, Fla.
Gentlemen: Last fall my son purchased a few of the Early Suwanee Cabbage Seed which you advertise. I found this to be the best cabbage I have ever raised. I usually plant two or three varieties of cabbage but this year I am only planting the Early Suwanee as it has proven to be the best cabbage I have ever planted. I sold them at \$1.25 per dozen the whole season through. I am right here near you and will deem it a pleasure to see any one about this cabbage you have. This is the best cabbage I ever planted.

Yours very truly,
B. F. THOMPSON.

Martin's Lettuce

One ounce will sow 100 square feet, or 120 feet in drill
Three pounds to an acre. From 40 to 50 days
from sowing to maturity.

Lettuce can be sown almost every month in the year in our section. If you have hotbeds or even coldframes, you can produce fine big heads all through the winter months. In Florida it is grown as an open-ground crop through the winter months. The best way to grow Lettuce is to sow seed thickly in rich earth and when plants are well up transplant in rows 2 feet apart, placing plants 6 inches apart in the row. Use rich ground or else fertilize heavily. If you want crisp, tender Lettuce, free from bitterness, the growth must be rapid. If Lettuce is grown in above manner and head varieties used, you will not fail to make good heads.

BIG BOSTON.—This beautiful splendid Lettuce has steadily gained in popularity until now it is more extensively grown than all other varieties throughout the large trucking sections of the South. It may be grown in the open ground for summer and fall use, or in frames under canvas, and always makes large, fine, buttery, yellow heads with thoroughly blanched hearts; crisp, tender, white and sweet. We cannot recommend too highly our splendid strain of this most excellent variety. It gives the best of satisfaction under all possible conditions. Pkt., 10c; oz., 15c; ¼ lb., 40c; lb., \$1.25; 5 lbs., \$5.00.

PRIZE HEAD EARLY.—Leaves green and red, very thin, crisp and tender; one of the very best for private use. Pkt., 5c; oz., 15c; lb., \$1.00.

CALIFORNIA CREAM BUTTER.—Good for open-ground planting at all seasons in the South. Heads large and solid, the inside blanching to a beautiful cream-yellow when properly grown. The pure strain of this variety can be distinguished by the small spots on the outer leaves. Our stock is strictly high grade and of the purest strain. Pkt., 10c; oz., 15c; ¼ lb., 50c; lb., \$1.50.

HENDERSON'S NEW YORK CABBAGE.—Fine new sort, with heads 18 inches in diameter and weighing nearly four pounds; nearly as large as summer cabbage; one of the best for summer use. Pkt., 10c; oz., 15c; ¼ lb., 60c; lb., \$1.75.

SIMPSON EARLY CURLED. White-seeded. A leading early sort, good for forcing or open ground; a favorite with market gardeners. Pkt., 5c; oz., 15c; ¼ lb., 40c; lb., \$1.25.

BLACK-SEEDED SIMPSON.—Very popular sort among market gardeners. Forms a large, loose head, is nearly white, curly leaves thin, exceedingly tender and of good quality. Splendid for growing under glass and early planting outside. Pkt., 10c; oz., 15c; ¼ lb., 35c; lb., \$1.25.

E. A. Martin Seed Co.:
Gentlemen: Second lot of cabbage plants arrived in good condition and they certainly were fine strong plants.

Very truly yours,
R. O. B., Wilson, Fla.



California Cream Butter Lettuce

COS, ROMAINE or CELERY LETTUCE.—Has no equal for quality. Forms long, conical heads, which, if tied up, blanch pure white and make solid heads as crisp as celery stalks. Pkt., 10c; oz., 15c; ¼ lb., 50c; lb., \$1.50.

ICEBERG.—Of beautiful appearance and excellent quality; leaves green, slightly tinged with red at the edge; heads good size. Our strain of this is the very best. Pkt., 10c; oz., 20c; ¼ lb., 75c; lb., \$1.50.

Lettuce is a very important crop with the truckers and gardeners and we exercise great care to give our planters the very best seed that can be grown.

We have been supplying the largest growers and planters for years and our high quality Lettuce Seed are well known in Florida and also other states.



Big Boston Lettuce

OSTRICH PLUME.—Double curled. Exceedingly ornamental. Green. Very superior to any other curly sort. Very delicate in texture; well named. Pkt., 10c; oz., 15c; ¼ lb., 25c; lb., 90c.

NEW CHINESE.—Its leaves are about twice the size of White, and of a sweet, pungent flavor. Pkt., 10c; oz., 15c; ¼ lb., 30c; lb., 90c.

SOUTHERN GIANT CURLED.—This is grown extensively in the South. Pkt., 10c; oz., 15c; ¼ lb., 25c; lb., 75c.

—This is grown extensively in the South. Pkt., 10c; oz., 15c; ¼ lb., 25c; lb., 75c.

MUSTARD

This is grown to quite a large extent in the southern states. Southern Giant Curled is best for general use.

NEW CHINESE.—Its leaves are about twice the size of White, and of a sweet, pungent flavor. Pkt., 10c; oz., 15c; ¼ lb., 30c; lb., 90c.

SOUTHERN GIANT CURLED.—This is grown extensively in the South. Pkt., 10c; oz., 15c; ¼ lb., 25c; lb., 75c.

PARSLEY

One ounce for 150 feet of drill. Seven pounds to plant an acre. About 65 days from sowing to cutting.

CULTURE.—Sow thickly in rows a foot apart and half an inch deep. For winter use, protect in a frame or light cellar, or in pots or boxes in the house.
FINE DOUBLE CURLED.—A standard variety; plants bear an abundance of finely curled leaves. Pkt., 10c; oz., 15c; ¼ lb., 40c; lb., \$1.50.

PARSNIPS

About 8 pounds to plant an acre.

The value of Parsnips is not well enough known in the South. They are not only very valuable as culinary vegetables, but they make the very best cattle feed, exceeding even the carrot in value for this purpose. They require a deeply prepared loam for their fullest development. The seed is very slow to germinate, and should be sown early in the spring in rows 18 inches apart for hand cultivation or 30 inches apart for horse cultivation. Thin out to 6 inches in the row. Cultivate often.

SUGAR, or HOLLOW CROWN.—The very best sort in existence. A large yielder of the finest quality. Pkt., 10c; oz., 20c; ¼ lb., 50c; lb., \$1.75.



Ostrich Plume Mustard



Rocky Ford Muskmelons

**HY-TEST
SEED**

MELONS—MUSK

**SURE TO
GROW**

One ounce will plant about 80 hills; 4 pounds to plant an acre. Matures in from 65 to 80 days.

Culture.—A rich, deep, sandy loam, well worked and highly manured with old rotten compost, is of the first importance. Plant when all danger of frost is over, in hills 5 to 6 feet apart each way; scatter a dozen seeds to a hill, and, after they are out of danger from bugs, thin to three or four plants. When they have four or five rough leaves, pinch off the end of the main shoot, which will cause the lateral branches to put forth sooner. This will strengthen the growth of the vines, and the fruit will come earlier to maturity.

Tip Top.—One of the latest. Its shape varies from round to slightly oblong; skin pale green, covered with a handsome netting; flesh rich deep salmon color, and sweet and spicy. Pkt., 10c; oz., 15c; lb., \$1.50.

Rocky Ford.—The flesh is deep and thick, and light green in color, except next to the seeds, where it inclines toward a yellow. The flavor is exceedingly fine. The skin is regularly ribbed and thickly netted. It is a firm, solid melon, and will carry in perfect condition for a week or more after its removal from the vine. It is a heavy cropper, and in wide favor as a market melon. Pkt., 10c; oz., 15c; ¼ lb., 40c; lb., \$1.50; 5 lbs., \$6.25.

Hackensack Extra-Early Improved.—A selection from an improvement on the old Hackensack, and similar in shape and appearance; nearly as large and fully ten days earlier. Pkt., 10c; oz., 15c; lb., \$1.00.

Fine-netted Nutmeg.—Small; very early and fine-netted; fruit round; flesh green and very sweet. Pkt., 10c; oz., 15c; lb., \$1.00.

The Princess.—Slightly elongated; skin dark green and densely netted; ribs shallow; flesh deep salmon-yellow; rich, spicy flavor; a splendid market melon, averaging 6 to 8 lbs. Pkt., 10c; oz., 20c; lb., \$2.00.

Banana Cantaloupe.—Shaped somewhat as name indicates; grows from 2 to 2 ½ feet in length; flesh deep salmon, of good quality. It is eagerly bought, owing to its odd appearance. Pkt., 10c; oz., 20c; lb., \$2.00.

Long Yellow Cantaloupe.—Large, long oval and deeply ribbed; flesh light salmon-yellow and very thick and sweet. Is used in its yellow state for mangoes. Pkt., 10c; oz., 20c; lb., \$2.00.

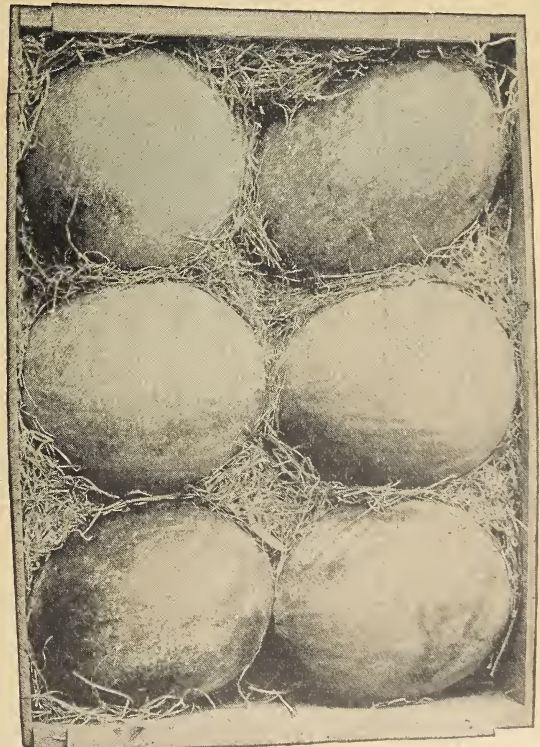
Emerald Gem.—The melons are about the size of Netted Gem. The flesh is of a beautiful salmon-color, and is peculiarly crystalline in appearance; the flavor is sweet and luscious beyond description. Pkt., 10c; oz., 20c; lb., \$1.25.

Netted Rock or Eden Gem.—One of the meatiest of the Rocky Ford type melons; of uniform standard size, covered with a beautiful gray lace-like netting, which, with the small seed cavity, are the most essential points in shipping and keeping qualities. The flesh is green tinged with a delicious salmon pink around the seed cavity. The flesh is firm, but not tough or stringy; sweet, luscious, melting and superb flavor. A heavy yielder, very uniform; few run too large and still fewer are too small. For shippers, also for home growers, we recommend it highly. Price, pkt., 10c; oz., 20c; ¼ lb., 50c; lb., \$1.75.

Burrell's Gem.—The orange-fleshed Rocky Ford, and even better than the Rocky Ford for shipping. The meat is a rich golden color, very thick, fine grained; the flavor cannot be excelled. The melons are very uniform in size and shape and crate evenly. Pkt., 10c; oz., 20c; ¼ lb., 50c; lb., \$1.50.

HONEY DEW MELON

The delicious honey-like flavor of this new melon created a sensation wherever used last year. The fruit is of good size, weighing 6 to 8 pounds; light cream colored, smooth skin with thick, rich and sweet flesh of light green color. The rind is thin but tough and so close that the rich flesh is practically sealed up where it keeps in finest condition for several months after it is ripe. Pkt., 10c; oz., 25c; ¼ lb., 75c; lb., \$2.50.




Crate of Honey Dew Melons

MELONS, WATER


All Seeds Taken From Selected Melons. Our Melon Seed Will Give You the Results Desired

One ounce will plant 50 hills; 4 pounds to plant an acre. Matures from 65 to 90 days from germination.

Culture.—Watermelons are cultivated in hills, which should be 6 to 8 feet apart each way, and composed of light, moderately rich soil. The hills should be dug about 2 feet square, 18 inches deep, and half filled with well-rotted manure. Plant ten seeds to a hill, and when the plants are well up, thin out to three.

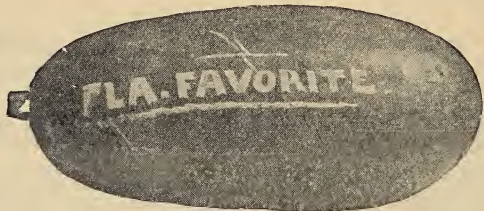


Georgia Rattlesnake.—The old Rattlesnake has always been regarded as a fine melon. Our strain is the result of careful selection by an experienced melon-grower through several years of careful and watchful work. The rind is thin and tough, the flesh deep scarlet, the flavor unsurpassed by any other sort. We strongly recommend it, both for shipping and table qualities. Pkt., 10 cts.; oz., 15 cts.; ¼ lb., 25c; lb., 90c; 5 lbs., \$4.00; 10 lbs., \$7.00. Special price on large quantity.




Ice Cream.—(White-seeded.) One of the earliest varieties and one of the best for the North; shape nearly round; light green and slightly mottled; fine flavor. Pkt., 10c; oz., 15c; lb., \$1.00.

Eden.—Very popular. It is a successful cross of the Kolb Gem and Rattlesnake, combining the good shipping qualities of the Kolb Gem with the splendid table qualities of the Rattlesnake. It is similar in shape and appearance to the Kolb Gem, except that it has a brighter stripe and is more attractive in appearance. Pkt., 10c; oz., 15c; lb., \$1.00.



Florida Favorite.—This has long been a prime favorite for home consumption, for which purpose it is regarded by many as the finest melon grown. Ripens early, has dark skin, with light green stripes and light crimson flesh; exceedingly sugary. Pkt., 10c; oz., 15c; ¼ lb., 30c; lb., \$1.00; 5 lbs., \$4.50; 10 lbs., \$7.50; 20 lbs., \$14.00.

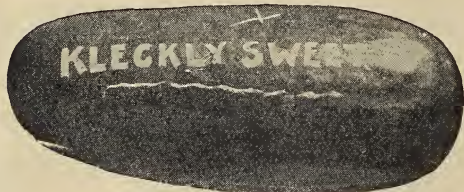


Triumph.—A cross between the Duke Jones and Kolb Gem, having the handsome dark green color of the former and the fine shipping qualities of the latter, but infinitely superior in flavor and grows much larger than either, having been known to attain a weight of over 100 lbs. Pkt., 10c; oz., 15c; lb., 85c.

Duke Jones.—Similar to the old Jones, but stands shipment better and is of first-class quality and of the finest flavor. An excellent melon for home use, but especially for shipping, its large size, attractive color and appearance always demanding uniformly good prices. Pkt., 10c; oz., 15c; lb., \$1.00.

Pearson.—This is a new melon and is quite a favorite one in the South. It is exceedingly productive, and is a strong, vigorous grower. The color of this melon is a dark green, with a stripe which is still darker; it is long and quite large in size, sometimes 80 pounds. Thin rind though tough. The flesh is tender and is quite red. Pkt., 10c; oz., 15c; lb., \$1.00; 5 lbs., \$4.50.

Gray National.—One of the best melons, either for market or home use. Frequently weighs 50 pounds. Will stand shipping fairly well, is of extra fine appearance and unsurpassed quality. Flesh tender, firm and very sweet and luscious. White seeds, tipped with black. Pkt., 10c; oz., 15c; lb., \$1.00; 5 lbs., \$4.50.



Kleckly Sweets.—A combination of sweetness, earliness and size. It is an ideal melon for home use and local market, but the rind is so thin and crisp that it will not stand shipping. The melons grow very uniformly, about 20 inches long, with dark green skin, extremely thin rind, bright scarlet meat and solid heart. The flesh is crisp, sugary, and melting to the highest degree, and entirely free from stringiness. For the home garden we cannot recommend it too highly. Pkt., 10c; oz., 15c; lb., \$1.00; 5 lbs., \$4.50.

Kolb Gem.—Originated in Alabama, and more largely grown in the South than any other; as a shipping variety has no superior; dark green, mottled; nearly round; superb. Pkt., 10c; oz., 15c; lb., 75c.

Seminole.—This melon has the peculiar distinction of being of two distinct colors—gray and light green; melons of both colors are exactly alike in shape, size, color of seed and all other points except color of skin; oblong, large, productive and of superior quality. Pkt., 10c; oz., 15c; lb., \$1.00.

Sweet Heart.—Globular in shape; skin very bright, mottled green; flesh bright red, firm and heavy, but exceedingly sweet. Pkt., 10c; oz., 15c; lb., \$1.00.

Mountain Sweet.—An old variety but still the standard of excellence for quality; fruit long and very dark green. Pkt., 10c; oz., 15c; lb., \$1.00.

Alabama Sweet.—Skin dark green; flesh tender and sweet. Fine for shipping. Pkt., 10c; oz., 15c; lb., \$1.00.

Our Watermelon seed are absolutely the highest quality that can be obtained—we sell a great quantity each season.

The immense quantity of watermelon seed we sell each season is a testimonial of the quality. IT IS THE BEST. Our strain of TOM WATSON is demanded by the largest planters.

ALL THE PRICES ON THIS PAGE ARE BY MAIL, POSTPAID.



Tom Watson.—We think that this melon has every quality that goes to make up a very desirable variety. The shape is ideal, rind dark, thin and very tough, making a good shipper. Medium early, very vigorous vine and very prolific. Pkt., 10c; oz., 15c; ¼ lb., 30c; lb., \$1.00; 5 lbs., \$4.50; 10 lbs., \$7.50; 20 lbs., \$14.00.

HIGH BRED MARTIN'S HY-TEST ONIONS FULLY TESTED

One ounce will plant 100 feet of drill. 5 or 6 pounds in drills for an acre. For sets from 50 to 60 pounds should be sown to the acre, according to the richness of the soil. Matures about 180 days from sowing.

Culture.—The Onion, unlike most vegetables, succeeds well when cultivated on the same ground for successive years. Sow thinly in drills about ¼ inch deep and 1 foot apart; cover with fine soil and press down with the back of a spade or a light roller. When the young plants are strong enough, thin gradually so that they stand 3 or 4 inches apart. Keep the surface of the ground open and free from weeds by frequent hoeing, taking care not to stir the soil too deeply, or to collect it about the growing bulbs.

Probably the most popular Onion for Florida is the White Bermuda. The Red Bermuda is also grown to considerable extent. Creole is also planted to some extent; this is sometimes spoken of as the Spanish Onion, at other times the Bermuda Onion is spoken of as the Spanish Onion.

Bermuda Onions

(GENUINE TENERIFFE-GROWN)

These are the Onions which southern growers are shipping every spring in enormous quantities to northern markets. They are tender and of the finest Onion flavor. Our genuine Teneriffe-grown seeds are grown especially for us and imported direct, and we know there is no better stock to be had. May be sown either in the fall or early spring. Both White and Red varieties.

White Bermuda.—This is the standard variety for market crops for shipping. While it is known as "White Bermuda," it is really a light straw-color or pale yellow. We make this explanation as many who grow it for the first time expect to find a pure white Onion. Less than six months required from the time of sowing the seed to the full maturity and shipment of the crop. Pkt., 10c; oz., 35c; ¼ lb., 90c; lb., \$3.00.

Red Bermuda.—Identical with White Bermuda, except that it is a pale red and is the right variety where a red Onion is preferred. Pkt., 10c; oz., 35c; ¼ lb., 75c; lb., \$2.75.

Crystal Wax.—This is the Onion that is so highly prized because of its earliness. Our seed is genuine, imported from Teneriffe. There is none better in the world. Pkt., 10c; oz., 40c; ¼ lb., \$1.25; lb., \$4.00.



WHITE BERMUDA ONIONS

Prizetaker.—Large, and of particularly fine flavor, like nearly all Spanish Onions. Straw-color; the flesh pure white, sweet, mild and tender. Ripens up fine and hard, and makes a very attractive Onion. Pkt., 10c; oz., 25c; ¼ lb., 75c; lb., \$2.25.

RED CREOLE ONION

This is the greatest of all red onions. It is the best keeper, best producer, both in yield and money. It is a distinct variety that has been cultivated in this section for more than fifty years. The skin is brownish red, flesh very solid and fine grained and rather strong flavored. Extremely productive and the best shipper and keeper of all sorts. It is, without doubt, the greatest onion for the Southern Grower, and is rapidly becoming more popular. Matures a little later than the Bermuda Sorts, but does not rot as easily.

It is the largest and best onion under cultivation. For home garden use it is unexcelled. They can be retained after harvesting a full year without rotting. Pkt., 10c; oz., 40c; ¼ lb., \$1.40; lb., \$4.75.

ONION SETS (MEASURED BU.)

Ten to twelve bushels to the acre, according to size. Prices subject to market change.

Add 10 cents per quart if wanted by mail.

Culture.—Plant the sets 4 inches apart, in rows about ½ inch deep and 1 foot between the rows, but do not cover the sets entirely. Fall planting of Onions is succeeding very well in the South, and should be more generally practiced.


White Silverskin.—Plant from August to and through March. This is a uniformly early, round, tender and very handsome variety, with an opaque, white skin. Qt., 35c; pk., \$1.75; bu., \$5.50.

Yellow Danvers.—The hardest of all the ordinary varieties of Onion Sets. While not the earliest, they are a good, all-around, very productive variety. Write for closest market prices on larger quantities. Qt., 35c; pk., \$1.75; bu., \$5.50.

White Multiplier.—This differs from the Yellow Potato Onion in color, being pure white, and does not make so large Onions, but is a better keeper than the yellow. Crop short.

White Bermuda Onion Sets. — Ct., 35c; pk., \$1.75; bu., \$5.50.

NOTE.—We ship Onion Sets, measured bushel, while most seed houses ship and quote 32 pounds for a bushel. 32 pounds will not measure a bushel and is only about three pecks. These facts should be thought of when ordering.



Prizetaker Onion

Callahan, Fla., November 22, 1919.

E. A. Martin Seed Co., Jacksonville, Fla.

Gentlemen—I have received your plants in good condition. They are extra fine. I have no trouble getting such plants as those to grow; many thanks.

Yours truly,
C. D.

Seville, Fla., September 12, 1919.

E. A. Martin Seed Co.:

Dear Sir—Please send me \$1.00 worth of Early Jersey Wakefield Cabbage Seed just like those I got from you several weeks ago. They were sure fine seed. I think every seed came up.

F. F. P.

MARTIN'S OKRA

One ounce will plant 100 hills. Twenty pounds to plant an acre. About 60 days from planting to maturity.

Cultivated for its green seed-pods, which are used in soups or stewed and served like asparagus. Highly esteemed in the South for making gumbo soup. Can be cured like dried apples and then used for soup at any time.

CULTURE.—Sow seed thinly in dry, warm soil, in shallow drills, 2 feet apart. After plants are up, thin to 9 inches apart; hoe frequently, and draw a little earth to the stems as they grow. Gather when quite green and about 1½ inches long.

WHITE VELVET.—Bears round, white, smooth pods, of extra large size, in great abundance. Pkt., 5c; oz., 10c; lb., 60c.

PERKINS' MAMMOTH PODDED.—Wonderfully productive. Intense green pods, 8 or 9 inches long; do not get hard. Very superior for canning. Pkt., 5c; oz., 10c; lb., 60c.

EARLY DWARF WHITE.—White pods. Pods extra long, measuring a foot in length; thick and fleshy; early and prolific. Pkt., 5c; oz., 10c; lb., 60c.

LONG GREEN.—Pods long, green, ribbed; heavy bearer. Pkt., 5c; oz., 10c; lb., 60c.



Martin's Favorite Okra

Martin's Favorite Okra

Sold out on Martin's Favorite Okra last season, long before the demand was supplied. It has given excellent results—far beyond our expectations—we have received numbers of testimonials. All the truckers and home gardeners also who have tried this variety are well pleased.

A new and distinct Dwarf Green Variety. This combines the good points of all the Green varieties, and grown for the home, table or market is superior to any other. The originator predicts that this will, within a few years, supersede all other Green Okra, just as the White Velvet eliminated the old-time Dwarf and Tall White. Attains a height of three to three and a half feet, produces long slender green pods (10 to 12 inches), comparatively free from ridges, and the most prolific the originator has ever seen, easily produces 20 per cent more caskets of uniform size pods than any other.

We assure you that you will make no mistake in planting Martin's Favorite Okra, either for home or market.

We anticipate a big demand for this variety and the supply is limited, and our supply may be exhausted before all of our customers' orders are filled. However, we trust that every grower will be able to try this new variety. Price per lb., 85c; oz., 15c; in 5-lb. lots., 80c lb.; in 10-lb. lots, 75c per lb.

PEPPERS

One ounce to plant 100 yards of row. Is edible in 90 to 120 days.

Peppers are very popular in all sections of the South. They are largely used in salads, etc. The thick-fleshed sorts are very fine sliced. Peppers should be sown early in boxes or hotbeds and transplanted into a loamy well-fertilized situation in rows about 2 feet apart, and 18 inches to 2 feet in the row. Cultivate often and thoroughly, continuing until frost, and you will be rewarded with a continuous crop as long as cultivation is kept up. The seed we offer is of the very best strains, carefully tested.

RUBY KING.—Enormous variety, 4½ to 6 inches long and about 3 inches thick. The flesh is very thick, tender, mild and pleasant to the taste. Fine sort for stuffing or for pepper-hash, and also makes an excellent dish of salad. Foliage is very distinct, being large-leaved and vigorous. Pkt., 10c; oz., 50c; ¼ lb., \$1.50; lb., \$5.50.

MAMMOTH BELL, or BULL NOSE.—Most popular sweet variety. Very mild in flavor and flesh very thick. It is a very fine variety for pickling. Pkt., 10c; oz., 50c; ¼ lb., \$1.50; lb., \$5.00.




Chinese Giant Pepper

PIMENTO PEPPER

This Pepper is of the "Pimento" type and has been brought up to a degree of perfection which we have not found in any other strain or variety that we have ever seen or grown. Fine for the home garden, both green and ripe. So smooth and uniform in shape that the skins can be easily slipped off after burning over a hot fire a few seconds or by boiling a few minutes in hot water. It can also be pared like an apple by using a sharp knife. The hull or meat is from two to three times as thick as that of the old "Bell" types, and yields about a half more edible product to the same measurement.

Very sweet and delicious and entirely free from pungency. When ripe it is a beautiful scarlet red. Very productive, yielding heavy crops until cut off by frosts. In consequence of the many superior and valuable qualities of this Pepper it is much sought and grown by canners for pimento pickles and pulp. Pkg., 10c; ½ oz., 25c; oz., 45c; ¼ lb., \$1.25; lb., \$4.00.



Pimento Pepper

SWEET SPANISH MONSTROUS.—Largest sweet Pepper. Plants are of extra strong, vigorous growth, branching freely and very prolific. Fruits much larger than Ruby King and Large Bell, almost square in shape. Flesh very thick. Its flavor is very mild and free from fiery taste. Pkt., 10c; oz., 40c; ¼ lb., \$1.50; lb., \$5.00.

RUBY GIANT.—(New) — Largest of all. Red. Pkt., 10c; oz., 40c; ¼ lb., \$1.50; lb., \$5.00.

CHINESE GIANT.—An enormous sort, sometimes measuring six inches in diameter. Very handsome, mild and superior quality for stuffing. Plants are vigorous and very prolific, late maturing. We strongly recommend this, either for home use or market. Pkt., 10c; oz., 50c; ¼ lb., \$1.75; lb., \$6.50.

CAYENNE.—A long, slim pod, rather pointed, and when ripe, a bright red color. Extremely strong and pungent. Pkt., 10c; oz., 30c; ¼ lb., \$1.25; lb., \$4.00.

RED CHERRY.—Fruit small and cherry-shaped; largely used for pickles, as they are very hot. Pkt., 10c; oz., 40c; ¼ lb., \$1.25; lb., \$4.00.


NEAPOLITAN.—Valuable for our southern shippers and market gardeners from the fact that it is 10 days to two weeks earlier than any other large mild red Pepper. Plants are very strong, very stocky, and the peppers are borne erect, the plants completely laden with large, handsome fruits, bearing continuously until frost. The skin and flesh are bright red, thick meat, sweet and mild as an apple. Carries well and keeps in prime condition a long time. Pkt., 10c; oz., 50c; ¼ lb., \$1.75; lb., \$5.75.

E. A. Martin Seed Co., Jacksonville, Fla.: Gentlemen—Please send me at once by express C. O. D. (12,000) twelve thousand Early Jersey Wakefield Cabbage Plants, 200 Improved Large Purple Eggplants and 200 Henderson's Early Snowball Cauliflower.

The 10,000 cabbage plants I got from you a month ago arrived in good condition. They were fine plants and have done extra well in the field. Hope this order will do as well.

Yours truly,

Salerno, Fla.



Martin's Sweet Potato Plants are Heavy Yielders

SWEET POTATO PLANTS and VINES

We will have the following varieties in season and would suggest entering your order in advance, as we fill orders according to date received and we can't promise immediate shipment on plants as we do on seeds, etc. Prices on varieties mentioned quoted on request.

VARIETIES

Porto Rican Potatoes.—Purple skin, dark yellow meat; very productive on reasonably good ground; an early producer and well adapted to truck farmers and all persons wanting a good all-round potato.



Photo taken at Roseland Farms, where Hy-Test Seeds are given a regular test.

Bushell, April 9th 1919.

Mr. E. A. Martin:

Dear Sir—I am sending to you a small order for seeds. I have been planting poor sugar corn and melons. If I had sent to you in the first place I am quite sure I would not have been troubled this way, as the beans, seed corn, peanuts, etc., I got from you last season proved to be fine.

Wishing you success, I remain,
Yours truly,

N. B.

P. S. Please send by return mail or as soon as possible.

PUMPKINS

One pound will plant from 200 to 300 hills.

Culture.—The common practice is to drop two or three seeds in every third or fourth hill in the cornfield, but, if cultivated on a large scale, the seed may be sown in hills 8 feet apart each way, four plants to each hill, and otherwise treated in the same manner as recommended for melons or cucumbers.

Connecticut Field.—This variety is most extensively used throughout New England and New York for field culture; is generally planted with corn. Pkt., 10c; oz., 15c; lb., \$1.25.

Kentucky Field, or Large Cheese.—This is locally called Sweet Pumpkin, and is grown more than any other of its kind for stock, because it is a good keeper, notwithstanding it has a soft shell. It is fleshy and very sweet; also very good for pie, and is largely used for canning. Pkt., 10c; oz., 15c; lb., \$1.00.

Cushaw, or Crookneck.—Grows to a very large size, sometimes attaining a weight of 70 pounds and resembles in shape the Winter Crookneck squash; of light cream-color, sometimes slightly striped with green. Pkt., 10c; oz., 20c; lb., \$2.25.

King of the Mammoths.—This is truly a giant among pumpkins; specimens have been grown to weigh 250 lbs. It is round, flat and slightly ribbed; skin and flesh golden yellow, of good quality for pies, but grown principally for stock; keeps well. Pkt., 10c; oz., 20c; lb., \$1.75.

Sweet or Sugar.—A small, round and very prolific variety, skin and flesh deep orange yellow; very fine grained. The pie pumpkin of New England. Pkt., 10c; oz., 15c; lb., \$1.40.

Prices are by mail, postpaid.

"Pumpkins will pay"—should be planted by every farmer—



Kentucky Field Pumpkins Planted in Field of Martin's 7-Ear Corn

SALSIFY

VEGETABLE OYSTER.

One ounce will sow 50 feet of drill, 8 lbs. to the acre.

Why don't you grow salsify? It is one of the most delicious and nutritious of vegetables and should be more generally cultivated or use in winter, when the supply of really good vegetables is so limited. It has the true oyster flavor and makes a delicious and inexpensive substitute for them in soup, etc. Cultivate like parsnips.

Mammoth Sandwich Island.—Average fully double size of old Long White. Roots are white, smooth, and, notwithstanding their enormous size, of superior quality. Pkt., 10c; oz., 25c; ¼ lb., 75c; lb., \$2.50.

White Springs, Florida, January 1.

Dear Sirs:

What can you sell me 1 bushel Dasheens for? I want from 1 oz. up to 3 ozs. I planted one hill with 1 ½ oz. root. It yielded 33 pounds. One of the roots weighed 7 pounds. I dug up the ground with my hoe and then hoed around the hill one time and that is all the cultivation they got and no fertilizer. If you know of anyone who has beat this give me his address.

S. S.

HIGH QUALITY MARTIN'S POTATOES (FOR SEED) SELECTED STOCK

In drills 3 feet apart, 12 to 14 bushels to the acre; one peck will plant about 125 hills.

IRISH POTATO GROWING IN FLORIDA

Of all the crops of the truck farmer, the potato is the one which is always salable at more or less remunerative prices; its general use among all classes and nationalities of population makes it perhaps the most universally planted vegetable known.

In cutting potatoes to single eyes, the cutter should commence at the stem end, where the eyes are fewer in number, and slice the pieces to single eyes each, in such a way as to distribute the greatest amount of the tuber substance possible with each piece. A good rule is, cut all medium to large potatoes to single eyes whether sprouted or not. Small potatoes may not all mature enough to grow strong sprouts, but if a small potato is matured enough to put forth strong sprouts, cut it also to single eyes for very little substance will supply their support, but if the potato has not sprouted it may be planted whole without much danger of its putting forth more than one stalk.

A potato delights in a comparatively cool atmosphere and moist soil and therefore thrives best in cool months of the early spring and fall. Mulching with leaves to retain moisture often produces a good crop even if the season is very dry, as the vegetable matter serves to conserve the moisture in the soil. The soil best adapted to this crop is a rich sandy loam or a moderately light clay loam underlain by a sub-soil of a character to retain moisture. It should be plowed deeply and thoroughly pulverized. Plow and harrow until it is put in a thoroughly good condition and well rotted stable manure may be applied broadcast should there be a lack of humus in the soil, but in the event the stable manure is applied, it should be done for spring crops early in the season or very late in the fall months. If too much green manure is applied it is apt to produce scab. The land should be broken a month or six weeks before time for planting. It should be broken with a two-horse turn plow and sub-soiled if possible. Into these furrows put a complete commercial fertilizer at the rate of 800 to 2,000 pounds per acre, depending on the character of the soil. Mix this with the soil and sub-soil by running two furrows with a long narrow bull tongue plow so as to thoroughly mix the fertilizer with the soil, then let stand for ten to twelve days before planting. Cut the tubers as previously stated and plant when ready, covering about four inches deep.

Varieties.

The best varieties for planting in the South, and especially in Florida, are the early and extra-early varieties, such as the Bliss Red Triumph, Irish Cobbler, Improved Rose Number 4. These are the extra-early and the best for growing in Florida for the first crop. Second earliest can in some sections be grown with profit, but not generally throughout the state for commercial purposes.

The time of planting potatoes in Florida depends upon the section of the state. In the far southern portions they can be planted as early as December, growing later up to March as we go farther north, indicating the change necessary to conform to the seasons and location, the difference being about ten to twelve days for each 100 miles.

The cultivation of potatoes is very similar to that of corn. Plow deep at first and shallower with each working until ready to lay by. In this way the roots that feed the plants will not be troubled and the process of making the tuber will not be interfered with. When the vines turn yellow the tubers are ready to dig which can best be done with an ordinary pronged potato hoe and the man. In some of the light sandy soils potato diggers are successfully used and can be successfully used in most Florida soils. The digger should not be permitted to pile them roughly into piles or throw them roughly into the baskets. The more carefully a vegetable is handled the better it will strike the public eye and consequently the more money it will bring the grower. Whatever may be its size, no cut or bruised potatoes should be put in the first quality, but may be in the culls. The barrels or baskets should be well shaken down and so full that the heads have to be pressed down. It is better that they should be double-headed and well coopered. The potatoes should be classed as first and second quality; and the culls, the small tubers, should be kept for feed purposes or seed, as suggested elsewhere. Cloudy weather is best for digging the crop,

Prices are daily advancing. This country has never before faced such a serious problem as the food shortage of today. Under these conditions we advise all of our customers and friends to plant every available spot this spring, as this is the only solution of this problem.

The best is always cheapest. Reliable seeds cannot be offered at half price.



Irish Cobbler Potatoes

MARTIN'S MAINE GROWN SEED POTATOES ARE GROWN AND SELECTED FOR SEED ONLY. DON'T TAKE CHANCES—PLANT THE BEST.

as potatoes should not be exposed to the hot sun, and if picked while warmed by the sun, they are apt to rot before reaching the market. If dug during the sunshine, they should be gathered as they are dug and carefully emptied into baskets or barrels and promptly hauled from the field or shaded from the rays of the sun. The potato is subject to various insects and diseases, but in this country a Florida potato grower has a great deal less to combat in this respect than those further north and west.

Culture.—The Potato, like all robust-growing vegetables, can be grown with varying success on soils of all kinds and in all conditions of fertility, but the soil best suited to it is a sandy loam. In all heavy soils it is more subject to disease, and the flavor also is much inferior. Manure is applied either in rows or hills, or broadcast over the ground and plowed in—the latter, in most cases, being preferable. If the soil is good, but little manure is required. In highly enriched soil the plants are more liable to disease than when grown in soil that is naturally good. The best fertilizers are those of a dry or absorbent nature, as plaster, lime, superphosphate of lime and bone dust. For wet soils, these are particularly beneficial, as they not only promote growth, but prevent disease. We have our seed stock grown especially for us. There is no better seed to be obtained. You will find listed below the varieties we carry in stock. Prices will be quoted on application.

Irish Cobbler.—A new variety which becomes popular wherever tried on account of its earliness, handsome appearance and excellent quality. Tubers are round and smooth skin, creamy white and often netted; flesh white. We do not hesitate to recommend this variety.

Rose No. 4.—A favorite with Florida truckers; has given universal satisfaction for several seasons.

Early Rose.—One of the older varieties, and still largely planted, many growers claiming that it has never been superseded in quality and productiveness. Potatoes are oblong, light pink color at the bud ends, cook mealy and are of the finest flavor.

Bliss' Triumph.—One of the earliest and largely planted by truckers and gardeners for early crop, being mostly shipped to northern markets. Vines are of medium growth; yields very well. Potatoes round, with deeply indented eyes and skin of a pinkish color.

PRICES ON POTATOES.

Rose No. 4.....	Price on application
Early Rose.....	Price on application
Bliss.....	Price on application

We sell a great quantity of seed potatoes each season and our seeds are noted for the high quality and being the best selected stock. If wanted in quantities of 5 bags or more, it will pay you to write us for special prices.

Potatoes weigh 60 lbs. per bushel. Add postage if small quantity wanted by mail.

MARTIN'S ENGLISH or GARDEN PEAS

CULTURE.—Two or three bushels are required to the acre. The smooth varieties are the hardest and should be planted first. The seed is usually sown thickly in double rows, and these double rows, constituting one row, should be about 3½ to 4 feet apart. Cover seed 2 or 3 inches, and, if too thick, thin to about 1½ to 2 inches. Cultivate often, especially in dry weather. A thick stand is desirable. It is not necessary to provide supports for the dwarf sorts. Peas grow fairly well on poor soils, but a little fertilizer will greatly increase the yield. Well-rotted stable manure in the drill is splendid, but fresh manure should be avoided unless it is broadcasted.

FIRST AND BEST.—Splendid strain of first-early Peas. May not be, in certain respects, the equal of some of the newer specialties, yet, for general purpose planting, where a tested variety is wanted, this will give full satisfaction. Pkt., 10c; ½ lb., 20c; 1 lb., 35c; 2 lbs., 65c; 15 lbs., \$3.00; 60 lbs., \$11.50.

BLISS; EVERBEARING.—New second-early variety, about ten days later than the American Wonder, bearing large, well-filled pods, containing about seven or eight Peas each. The vine is of dwarf habit, growing from 15 to 20 inches in height. Pkt., 10c; ½ lb., 25c; 1 lb., 45c; 2 lbs., 75c; 14 lbs., \$3.50; 56 lbs., \$13.00.

CLAUDIT.—Resembles the Alaska, except that the pod is broader and a trifle longer. Pkt., 10c; ½ lb., 25c; 1 lb., 45c; 2 lbs., 75c; 15 lbs., \$3.50; 60 lbs., \$13.00.

ALDERMAN.—Very large-podded Pea, robust and vigorous, producing pods of the largest size. The pods are even larger and longer than the average large-podded sorts, and are well filled with large Peas of most excellent flavor. Vines are strong and branching, bearing rich, deep green, straight, handsome pods, pointed at the end. Belongs to the tall-growing main-crop class of Peas. Vines are from 3½ to 4 feet in height. A point of superiority which must not be overlooked is the unusual flavor and quality of the Peas. As is true of most wrinkled varieties they are delicious, but the Alderman is of a quality surpassing many of the others. Be sure to include Alderman Peas in your order. Pkt., 10c; ½ lb., 25c; 1 lb., 45c; 2 lbs., 75c; 14 lbs., \$3.75; 56 lbs., \$14.50.

TALL TELEPHONE.—Pods are very large, filled with immense Peas of a first-class quality; one of the finest yet introduced. Height, 4½ feet. Pkt., 10c; ½ lb., 25c; 1 lb., 45c; 2 lbs., 75c; 14 lbs., \$4.25; 56 lbs., \$16.00.

DWARF TELEPHONE.—(Carter's Daisy).—Excellent new variety; large, well-filled pods; Peas of fine flavor. Height, 1½ feet. Pkt., 10c; ½ lb., 25c; 1 lb., 45c; 2 lbs., 75c; 14 lbs., \$4.50; 56 lbs., \$17.00.

CHAMPION OF ENGLAND.—One of the best late Peas grown. Of delicious flavor, and a very profuse bearer. Desirable for home use, and especially recommended for market gardeners, and for extensive planting for the home market. Height, 5 feet. Pkt., 10c; ½ lb., 25c; 1 lb., 45c; 2 lbs., 75c; 14 lbs., \$4.25; 56 lbs., \$16.00.

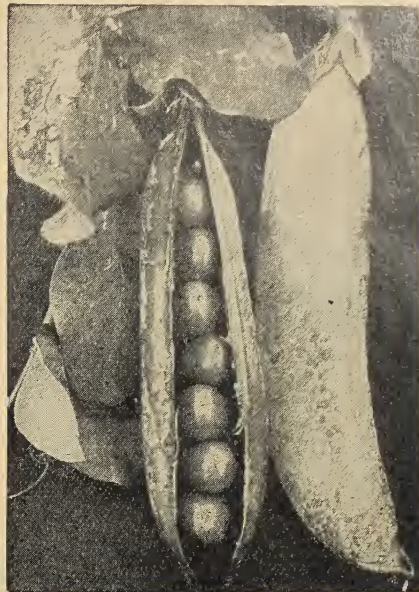
GRADUS, or PROSPERITY.—The most popular, large-podded, wrinkled sort. Matures just after the extra-early varieties, and produces a good crop of pods 4 inches long, providing it is planted on light, warm rich soil, but very disappointing under adverse conditions. The quality is excellent. Height, 3 feet. Pkt., 10c; ½ lb., 25c; 1 lb., 45c; 2 lbs., 75c; 14 lbs., \$4.25; 56 lbs., \$16.00.

DWARF CHAMPION IMPROVED.—Very productive; Peas large; fine flavor. Height, 2 feet. Pkt., 10c; ½ lb., 25c; 1 lb., 45c; 2 lbs., 75c; 14 lbs., \$4.50; 56 lbs., \$17.00.

PHILADELPHIA, EXTRA-EARLY.—One of the best first-early sorts. Very productive, and free from runners. Grows from 2 to 3 feet high, and will mature for table about forty-five days from germination, frequently in less time. A good Pea for market gardeners. Pkt., 10c; ½ lb., 25c; 1 lb., 45c; 2 lbs., 75c; 15 lbs., \$3.50; 60 lbs., \$11.50.

THOMAS LAXTON.—A heavy cropper, bearing uniform, long, straight, square-ended, dark green pods, containing seven to eight large, rich-flavored Peas; a deep green color adding to their attractiveness when served. Almost as early as the extra-early smooth Peas. 3 feet high. Pkt., 10c; ½ lb., 25c; 1 lb., 45c; 2 lbs., 75c; 14 lbs., \$4.25; 56 lbs., \$16.00.

ALASKA.—Our strain of this variety is the very best. This Pea is increasing in popularity every year. Especially valuable for its earliness and productiveness and the beautiful green of its pods and Peas, which it retains longer than any other varieties,



Alderman Peas

making it particularly valuable for shipping purposes. Specially desirable for canners. Pkt., 10c; ½ lb., 25c; 1 lb., 45c; 2 lbs., 75c; 15 lbs., \$4.00; 60 lbs., \$15.00.

LITTLE MARVEL.—An extra fine dwarf sweet pea. Pods somewhat larger than Nott's Excelsior and same season. A fine variety for either private or market garden. Height, 14 in. Foliage and pods very dark green; pods 3 in. long, nearly round and square ended, containing 7 very dark green peas of high quality; very productive. Pkt., 10c; ½ lb., 25c; 1 lb., 45c; 2 lbs., 80c; 14 lbs., \$4.00; 56 lbs., \$13.50.



Gradus Peas

BLOODSDALE SAVOY-LEAVED.—A heavy cropper, of fine quality and very hardy; succulent leaves curled and crinkled like a Savoy cabbage; hardiest and most productive sort. Pkt., 10c; oz., 15c; ¼ lb., 25c; 1 lb., 75c; 10 lbs., \$6.00; 20 lbs., \$10.00.

NEW ZEALAND.—Entirely different from the true Spanish in type in that it thrives during the hot weather in any soil, rich or poor. The tender shoots are of good quality and may be cut throughout the summer. Plant three or four seeds in a hill 2 feet apart each way. Pkt., 10c; oz., 15c; ¼ lb., 30c; 1 lb., \$1.00; 5 lbs., \$4.50.

Martin's Spinach

Two ounces will sow 100 feet of drill; 25 pounds one acre. Matures for table use in about 40 days.

One of the most desirable winter and spring greens, and is better liked and usually sells at much higher prices than kale or turnip salad. Is largely grown for shipping.

Culture.—For early summer use, sow early in spring in a good, well-fertilized soil, in drills 1 inch deep, 1½ to 2 feet between the rows. For winter and spring use, sow in October. Requires but little cultivation. Best developed and most tender and succulent when grown in rich soil.



Bloomsdale Spinach

FERTILIZERS

Our "Special" brand of vegetable and truckers' fertilizer will furnish you with the best combination of plant food for the various crops for which we recommend them. Write us stating what your crop is and we will quote prices.

POOR SEEDS, POOR CROPS—GOOD SEEDS, GOOD CROPS. TAKE NO CHANCES. PLANT MARTIN'S HY-TEST SEEDS

MARTIN'S HY-TEST RADISH SEED

Two ounces will sow 100 feet of drill; 8 to 10 pounds to plant an acre. Matures for table in 20 to 30 days.

Culture.—Sow in the spring as soon as the ground can be worked. Radishes require rich, mellow soil. The early, small varieties can be sown broadcast among other crops, such as beets, peas, etc. Sow every ten days for a succession. In Florida along the Gulf Coast, they can be sown all through the winter.

Prices are by mail, postpaid.

Early Long Scarlet Short-Top.—One of the best Radishes on the list; very early, attaining a large size; of very best flavor, and



White Icicle Radish

Crimson Giant.—Extremely large, but never pithy. One of the best for outdoor culture. Top is a little too large for a forcing sort. Pkt., 10c; oz., 15c; ¼ lb., 30c; lb., \$1.00; 5 lbs., \$4.50.

White Icicle.—Produces beautiful, long, white roots, extremely early, hence decidedly popular for forcing and a splendid sort for light, deep soil for out-of-doors. In twenty-five days after sowing this radish is ready for pulling. Pkt., 10c; oz., 15c; ¼ lb., 35c; lb., \$1.25.

Long Black Spanish.—One of the largest, latest, as well as the hardiest of Radishes. Roots of medium size, oblong, black, and flesh is of firm texture. Pkt., 10c; oz., 15c; ¼ lb., 35c; lb., \$1.25.

Rose China Winter.—Bright rose-colored skin; flesh white and the quality excellent; one of the best for fall and winter use. Pkt., 10c; oz., 15c; ¼ lb., 40c; lb., \$1.25; 5 lbs., \$5.50.

Round Black Spanish.—Roots round, sometimes top-shaped, three or four inches in diameter; skin black; flesh white. Fine for winter use, as the roots keep a long time. Pkt., 10c; oz., 15c; ¼ lb., 40c; lb., \$1.50.

Early Red, or Scarlet Turnip.—Dark crimson color, with white flesh. Splendid for general early use, as it does not get pithy as soon as most of the early sorts. Pkt., 10c; oz., 15c; ¼ lb., 35c; lb., \$1.00; 5 lbs., \$4.50.

Cincinnati Market.—It is very early, splendid for forcing or open ground. The tops are very small, and they may stand close in the row. They grow straight and smooth, from 6 to 7 inches long. The flesh is very tender, crisp and delicious. This is a handsome variety, bright red in color, and remains in good condition for several days. Pkt., 10c; oz., 15c; ¼ lb., 35c; lb., \$1.25; 5 lbs., \$5.00.

White Chinese or New Celestial.—Ready for use when three inches long and continues until nearly six inches long, making it almost an all-season Radish. Flesh firm, solid and pure white. Pkt., 10c; oz., 15c; ¼ lb., 40c; lb., \$1.50; 5 lbs., \$6.25.



Saxa Radishes


will remain in eating condition longer without getting pithy than any other sort. Our strain of this sort is very fine. Pkt., 10c; oz., 15c; ¼ lb., 35c; lb., \$1.00.

Early Scarlet Turnip, White-Tipped.—One of the handsomest turnip sorts on the market. An early planting sort; very hardy; quick growing. The radish is turnip-shaped, bright scarlet with white tip; one of the most salable sorts. Flesh firm and crisp; small tops. Pkt., 10c; oz., 15c; ¼ lb., 35c; lb., \$1.00; 5 lbs., \$4.50.

Saxa Radish.—The Saxa reaches a marketable size three days earlier than any other forcing variety. The roots are round or ball-shaped rather than turnip-shaped, with the thinnest possible tail. The color is bright, deep, fiery scarlet with no hint of purple in it. The roots often reach a marketable size with only two true leaves. Because of its small top, quick maturity and handsome color we consider this the best forcing radish and can recommend it equally well for outdoor culture. Pkt., 10c; oz., 25c; ¼ lb., 60c; lb., \$2.25; 5 lbs., \$5.00.

French Breakfast.—A fine forcing Radish, maturing in twenty days from germination; makes very little top, and may be cultivated close together. It is oval-shaped, skin bright scarlet, but tipped at the end with pure white. Pkt., 10c; oz., 15c; ¼ lb., 30c; lb., \$1.25.

Particular
gardeners
demand
and plant
Martin's
Hy-test
Seeds
They are
the best



Cincinnati Market Radish

SQUASH

One ounce of early varieties will plant 50 hills; one ounce of marrow sorts, 25 hills. Early varieties mature for table use in about 40 days.

Culture.—The plants are very tender and sensitive to cold, and planting must be delayed until settled warm weather. The general principles of culture are the same as those given for cucumbers and melons, but the plants are less particular as to soil. The summer varieties should be planted 4 feet apart each way, and the winter sorts, 8 feet. Three plants are sufficient to a hill. Care should be taken not to break the stems from the Squashes intended for winter use, as the slightest injury will increase the liability to decay.

Giant Summer Crookneck.—The largest and one of the earliest summer varieties; fruits often two feet long, very warty and deep orange in color. Pkt., 10c; oz., 20c; ¼ lb., 40c; lb., \$1.50.

Early White Bush.—The well-known White Scalloped or Patty Pan Squash. Earliest, very productive; light cream-color. Popular for northern shipments for both fall and spring crops. Pkt., 10c; oz., 20c; ¼ lb., 40c; lb., \$1.25.

Mammoth White Bush.—This is an improved form of the Early White Bush, or Patty Pan. Is early, uniformly in growth, and very prolific. Has beautiful, clear white skin and is from 8 to 12 inches in diameter. Tender and of good flavor. Fine quality and size for home gardens and nearby markets. Pkt., 10c; oz., 25c; ¼ lb., 40c; lb., \$1.50.

Yellow Summer Crookneck.—A favorite in both home and market gardens. Fruits rather small, of bright orange color. Rich and buttery. Pkt., 10c; oz., 20c; ¼ lb., 50c; lb., \$1.50.

Hubbard.—Excellent winter variety; well known. Noted for the uniform good quality of its fine-grained and nutty-flavored flesh, and its good keeping qualities. Pkt., 10c; oz., 25c; ¼ lb., 50c; lb., \$1.50.

Boston Marrow.—Fall and winter variety; large oval; skin thin; when ripe, bright orange, with a netting of light cream color; flesh rich salmon-yellow. Pkt., 10c; oz., 25c; ¼ lb., 50c; lb., \$1.50.

Wood's Prolific.—A fine Squash of the Marrow type; round and thick; deep orange, with a small seed cavity. Quality excellent; productive and keeps well. Pkt., 10c; oz., 20c; ¼ lb., 50c; lb., \$1.75.



Hubbard Squash

Italian Vegetable Marrow.—A summer variety of bush habit; fruits oblong, about 12 inches in length and 5 inches in diameter; color dark green, marbled with yellow and dark green stripes. Pkt., 10c; oz., 25c; lb., \$2.00.

DO IT NOW. Putting off ordering seed early ruins thousands of gardens every year. Order now and you will have them sure. Prices in quantity on application.

Tomato-Growing in Florida

At present in Florida it exceeds in volume and value nearly four times that of the next most important vegetable crop (Irish potatoes). In 1910 the crates marketed were 2,336,948, the net value of which was \$2,528,620. The Tomato, therefore, is Florida's greatest vegetable crop, standing next in importance and value to the Orange.

Selection of Soil

The tomato will resist drouth better than it will too much rain; in fact, it stands drouth better than most vegetables; the soil, therefore, best adapted to this crop is a good, well-drained sandy loam. The tomato is not a gross feeder; it seems to prefer a light soil to one that is too fertile, or that has been made rich with heavy animal manures; cow manure in moderate quantities is good, but chemical manures in proper quantities are best in most cases.

Seed Beds

We do not believe in the extreme views of some growers, who plant the seeds directly in the field, where the crop is to be produced. A seed bed is really indispensable; it makes success more certain and it should be well equipped to afford speedy and ample protection against cold, and of ample dimensions to furnish a relay of plants, if the first setting is destroyed by cold, and even a second relay is often necessary, for sometimes even these reserve forces have to be brought into action.

It is best to have three or even four good, large plants provided in the seed bed for every one the planter expects to raise to maturity. This is the true wisdom of the foresighted and provident grower, who, by his strong management, will force success against obstacles before which weaker men will go down in defeat. The tomato is a feeble plant in its infancy and an easy prey to frost and mysterious fungus enemies—yet, if we faithfully defend and feed it, it will yield the dollars.

The seed beds may be of light, rich, sandy loam, raised a few inches above the level of the ground. It is considered best to have them six feet wide, and as long as desired, running east and west. Have on the north side a tight board wall, three feet high, on the south side half as high, with tightly boarded gables. This will give a shed-roof with light rafters nailed across, on which to roll down the roof of cloth, tacked to rollers anywhere from thirty to fifty feet long.

Let the rafters have no projection, so that the cloth may drop down snugly against the south wall. Such a covering of cloth alone will protect the plants against a white frost; a sheet iron coke burner, such as the pineapple men and orange growers use, placed every fifty or seventy-five feet, will protect them against a black frost.

Make drills crossways of the beds, three to four inches apart, sow the seed in thinly, say about two or three to the inch. Cover three-fourths of an inch. Firm the soil with a board or light roller, and water with a light spray, as may be needed to keep the soil moist, but be sure not to overdo it, as too much moisture will cause the plants to damp off, and to grow small and slender, especially near the front and back walls of the frame. It is therefore advisable to sow the seed more thinly near the front and back than in the middle of the bed. Roll down the cover on chilly nights.

When the plants begin to have four leaves, cultivate lightly at least once a week. Pull out clumps of spindling plants where the seed chanced to fall in a bunch. Thin to three inches by cutting around the drills with a narrow hoe.

Where the plantation does not exceed a half dozen acres, it pays to take up and reset the plants once or twice to render them more hardy and stocky. To toughen them against this removal it is recommended to reduce their supply of water for about ten days to render them somewhat dormant. This is to be continued up to the hour of removal. This may be done without fear, as the tomato is very tolerant of a transfer.

Transplanting to the Field

First make ready the field two weeks beforehand. Supposing it to have been plowed in November and thoroughly cross-plowed in January, then with a two-horse plow run out furrows four feet apart and strew in the fertilizer at the rate of 600 pounds per acre. Work in a little of the furrow slice and mix it with the fertilizer with a bull-tongue. Strew in as much more and mix again, thus giving 1,200 pounds per acre and leaving the surface level. Set the plants two to three feet apart, according to the strength of the land. Some growers prefer to manure the plants in the hill, which probably saves in the amount of fertilizer required per acre, but either plan is good, one about as good as another, and is largely a matter of choice only.

Reject rigorously all weakling plants. Leave them in the seed bed to grow; when relieved of the crowding, they may come on and furnish a relay if needed. Wet the ground soft and pull the plants up carefully, running the forefinger under, if necessary. Wet the rows down again to restore the level after the upheaval.

We have very little confidence in plant-setting machines with tomatoes. They are fine, and great time and labor savers in the planting of some crops, but not for tomatoes, they are too tender and easily bruised. The way is to set by hand with the best-paid class of men and not with children at all. Children are only fit to pick cut-worms. Take hold of a plant and pull; if the leaf comes off, the plant was properly set; if the plant comes up, the setting was poorly done. Caution the setters constantly against leaving airholes at the bottom; make them fill in at the bottom first, then at the top. Firm the earth; have an experienced man follow along; place one foot on each side of the plant, rock a little forward and throw his whole weight on his toes, opposite the plant.

Keep the plants screened from the sun, in a vessel with water enough to cover their roots. Let each setter have his own vessel of plants; take one out at a time and immediately place it in a hole punched in the ground, not exposing the roots to the air two seconds.

Cultivation

This is as simple as with corn. It may be deep and close for a few weeks, but keeping further away and more shallow as the plant advances, ceasing when the bloom-buds come.

There is little doubt that staking the plant and nipping out the terminal bud above the first cluster of bloom hastens the maturity and improves the size of the tomatoes; but it is questionable if it will pay with the present prices of labor. In a small field tended by the growers' family, it would probably be profitable. Do not prune the plants if you expect to ship your fruit to market; you will get fewer but larger fruit, but it will not pay you.

When picking the earliest fruits it should be remembered that the cold weather in the North will permit them to ripen very little on the road; hence they should not be gathered until they have begun to redden slightly. A greener one would remain hard and uneatable and rot before it would ripen. Later on, as the weather in the North grows warmer, they may be picked when they have fairly turned white, preparatory to reddening. An immature tomato removed from the plants always remains more or less tough. This objection may be remedied to a considerable extent by proper fertilizing. A tomato grown on a well-proportioned strongly mineral fertilizer will be comparatively melting in the mouth, while one produced on nitrogenous manures will be tough and wilted.

The tomato, though it is so great a crop, is well worth being treated as a fancy product. In fact, all the early produce of Florida is deserving of this distinction. Coarse, brown wrapping paper cheapens the fruit. The buyer is only too ready to take it at the grower's own estimate. Valuable packages are not wrapped in hardware paper. The best printed tissue wraps should be used, and let the fruit also be worthy of the wrappings.

Varieties

There are such a large number of equally good varieties to choose from that one can hardly go amiss, and while at one time it was thought that only one or two kinds would bear shipment, continued improvements with new varieties have so changed these conditions that it is largely a matter of choice or personal preference as to which is best in the grower's opinion.

Blight and Insect

With the tomato, as with all other vegetables in this state, no precaution against insects should be neglected; prevention is much easier than medication. The one pre-eminent precaution is to use strong tobacco dust sprinkled around the plants as soon as they are set out. Blight is also far easier to overcome in advance. Burn all the old vines as soon as the harvest is over, thus destroying the germs of blight or other diseases. It is best to plant tomatoes in rotation with crops that are affected with diseases different from the tomato, such as corn, cabbages, peppers, etc.

Market Gardeners give our seeds preference.

MARTIN'S TOMATOES

One ounce will produce 1,500 plants. For table use, 90 to 120 days, according to variety.

CULTURE.—Tomatoes do best on light, warm, not over-rich soil, and success depends upon securing a rapid, vigorous and unchecked growth during the early part of the season. Sow in hotbeds from six to eight weeks before they can be set out of doors, which is when danger from frost is past. Transplant carefully and cultivate well as long as the vines will permit.

JOHN BAER TOMATO.—The earliest Tomato on earth. Our seed came from a source that we know to be reliable and was grown especially for us. This Tomato has a bright red color and produces large, beautiful solid shipping Tomatoes, earlier than any other Tomato that can be planted. It will produce the most perfect Tomato ever grown, will produce an enormous crop, ripens evenly, has a mild, delicious, sweet flavor, and is almost seedless, solid and meaty; fruit weighs 6½ ounces. Being such a tremendous yielder, a bushel of "John Baer" Tomatoes can be gathered in one-third the time of any other Tomato. Pkt., 10c; ½ oz., 25c; 1 oz., 40c; ¼ lb., \$1.25; lb., \$4.00.

LIVINGSTON'S BEAUTY.—The best all-round Tomato; exceedingly early, large, smooth and remarkably prolific. It is grown more largely by truckers and market gardeners than any other sort. The variety is of glossy crimson, with a slight tinge of purple; skin tough; good keeper and shipper. Pkt., 10c; oz., 35c; ¼ lb., \$1.00; lb., \$3.25.

NEW STONE.—Resembles the well-known Stone in color, shape, and time of ripening; the habit of growth like the Dwarf Champion. Ripens evenly, very solid, and of excellent quality. The fruit is large, of dark brick-color, solid, fleshy and is not subject to rot like some varieties; nor does it ever have a green core. We can especially recommend it for a late crop. Pkt., 10c; oz., 25c; ¼ lb., 90c; lb., \$3.00.

EARLIANA.—Has easily gained the reputation of being the best first-early Tomato. The plants are quite hardy, with rather slender branches and moderate growth, well set with fruits, nearly all of which ripen extremely early in the season. The Tomatoes are bright red and grow close together in clusters; all of medium size, averaging 2¼ inches in diameter. They are smooth and solid, quite thick through and free from rough ribs or cracks. The flesh is a deep red, with solid center and small cells; slightly acid flavor. Pkt., 10c; oz., 35c; ¼ lb., \$1.00; lb., \$3.50.

DWARF CHAMPION (Purplish Pink).—Sometimes called the Tree Tomato. Especially desirable for small gardens, as they may be grown as close as three feet. The vines are stiff and upright, holding the fruits well off the ground. Smooth and attractive, firm, solid, with thick flesh and meaty center. Bears in clusters of 3 to 5 good-sized fruits and continues in bearing till frost. Pkt., 10c; oz., 35c; ¼ lb., \$1.00; lb., \$3.50.

LIVINGSTON'S GLOBE TOMATO.—Of large size, maintained throughout the season, always smooth, firm-fleshed, and has very few seeds, especially in the early fruits. Ripens evenly through and through. Fine, glossy rose in color, tinged with purple. Very attractive. Bears fruit in clusters of from three to seven fruits. Especially adapted for slicing, as the flavor is very delicate and agreeable. Pkt., 10c; oz., 35c; ¼ lb., \$1.25; lb., \$4.50.

MARTIN'S REDFIELD BEAUTY.—Cannot be beaten as an all-round variety. Second early, vigorous grower, fruits crimson color with slight tinge of purple. It cannot be excelled as a good shipper, the skin does not break easily. If you plant Martin's Redfield Beauty for either market or home use you are planting the best. Pkt., 10c; oz., 35c; ¼ lb., \$1.00; lb., \$3.50.

PONDEROSA.—Unquestionably the largest Tomato grown. The vines are vigorous, producing a very large stalk and an unusually thick stem, which is accounted for in the great size and weight of the fruit. One of the best-flavored sorts grown, almost solid, and contains scarcely any seed. The fruit, when ripe, is cardinal-red, and, on account of its compact structure, will keep longer than any



John Baer Tomatoes

other sort. Pkt., 10c; ½ oz., 20c; oz., 40c; ¼ lb., \$1.25; lb., \$4.75.
DUKE OF YORK.—Round, rich scarlet, large size; flesh firm and of fine flavor; blight proof. The Duke of York is the only reliable blight-proof variety. Splendid shipper and makes a fine market appearance. Fruits form in clusters of 5 to 10 and are above the average size; a strong, healthy grower; big cropper, and stays in bearing a long time. Pkt., 10c; oz., 35c; ¼ lb., \$1.25; lb., \$4.50.
JUNE PINK.—New. Very early; of medium size, round, smooth, and very solid. Bright pink. Pkt., 10c; oz., 35c; ¼ lb., \$1.25; lb., \$4.00.

All prices of Tomatoes are by mail, postpaid.



Dwarf Champion Tomatoes

The leading varieties of Tomatoes planted by the truckers for shipping are the Livingston's Globe, Stone and John Baer. Our tomato seed are the Hy-Test quality.

You Cannot Afford

under present conditions to buy seeds from sources where you are not sure what sort of seeds you are getting. You must plant the best seeds.

PLANT MARTIN'S HY-TEST SEEDS

St. Augustine, Fla., Aug. 20, 1918.

Dear Sirs:

Having seen such wonderful flowers in town grown from your seed, I am wondering if you issue a catalog? If so, I would be grateful if you would send me one.

Mrs.

MARTIN'S TURNIPS

Turnips can be planted in Florida almost the year round. Quantity prices on Turnips.

From 3 to 4 pounds to an acre. Matures for table use in from 55 to 85 days, according to variety.

CULTURE.—Plant for succession from September to April in drills 14 inches apart and thin out plants to 6 inches. Turnips thrive best in a highly enriched, sandy, gravelly or light loamy soil. Spring sowings should be put in early so that they will attain a good size before hot weather; otherwise they will become tough and bitter.

All the prices are by mail, postpaid.

EARLY WHITE FLAT DUTCH (Strap-leaved).—An old standby, and one of the most popular early varieties in the South for either spring or fall plantings. Of medium size and a quick grower. Is flat with very small fine tap-root. Flesh and skin pure white; fine grained and sweet. Pkt., 10c; oz., 15c; ¼ lb., 25c; lb., 75c; 5 lbs., \$3.50.

RED, or PURPLE-TOP STRAP-LEAVED.—The most widely cultivated and best-known variety. Used largely for sowing broadcast among corn and potatoes. It is round and flat, white on the bottom and a reddish purple above ground, and a very quick grower. It is esteemed as a fine table variety. Pkt., 10c; oz., 15c; ¼ lb., 25c; lb., 75c; 5 lbs., \$3.50.

SEVEN-TOP.—The most popular variety for winter and early spring "greens" in the South. Very hardy, growing all through the winter. Can be cut at all times, giving a supply of fresh vegetable matter at times when nothing else is available. Can be sown from August till December and in early spring. Pkt., 10c; oz., 15c; ¼ lb., 25c; lb., 65c; 5 lbs., \$3.00.

EXTRA EARLY WHITE EGG.—A Turnip of the sweetest flavor ready for use in six weeks from the time of sowing with good seasons. In quality it is the finest of all. While the size is small, compared with some others, its earliness and quality more than make up for any lack of size. Skin and flesh are pure white; bulbs almost egg-shaped, solid, fine-grained and a good keeper. Very attractive when bunched for market. Pkt., 10c; oz., 15c; ¼ lb., 25c; lb., 85c; 5 lbs., \$4.00.

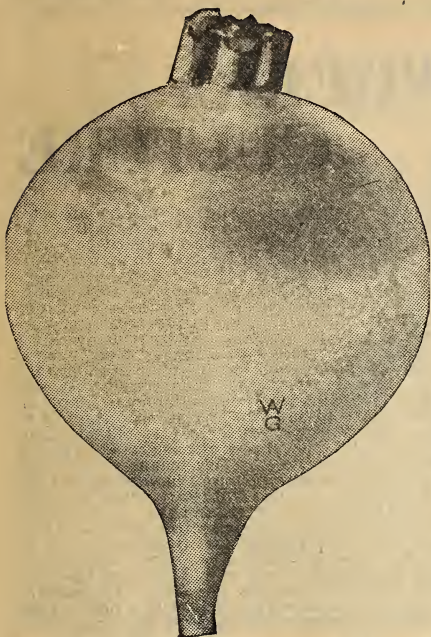
RED-TOP WHITE GLOBE.—One of the largest and finest of all the Turnips; beautiful globe shape, with pure white flesh and a red or purple top. Of very rapid growth for a globe variety, and will produce more to the acre than any known variety. May be sown either broadcast or in drills. Pkt., 10c; oz., 15c; ¼ lb., 25c; lb., 85c; 5 lbs., \$4.00.

SOUTHERN PRIZE or DIXIE.—Makes large, round, white Turnips in addition to solid; hardy and needs no protection, the most popular winter and spring salad Turnip grown. Pkt., 10c; oz., 15c; ¼ lb., 25c; lb., 65c.

LONG WHITE COWHORN.—Roots are long and carrot-shaped. One-third to one-half of the root is formed above ground. A deep rooter, resisting drouth. Flesh pure white, fine-grained, sweet and of good table quality. Hardy. By many it is sown in combination with Dwarf Essex Rape for winter pasture. Pkt., 10c; oz., 15c; ¼ lb., 35c; lb., \$1.00; 5 lbs., \$4.50.

YELLOW GLOBE.—A splendid sort for general crop; grows large; a good keeper, with bright, yellow flesh. Pkt., 10c; oz., 15c; ¼ lb., 25c; lb., 75c.

IMPROVED GOLDEN BALL.—One of the sweetest and most desirable yellow-fleshed varieties; of medium size; a perfect globe shape, with firm, hard, yet rich and sweet flesh; it has no equal as a table variety; keeps well. Pkt., 10c; oz., 15c; ¼ lb., 25c; lb., 75c.

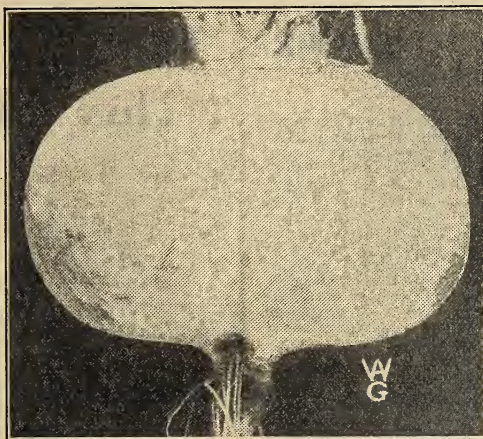


Red or Purple Top Strap-Leaved Turnip

EXTRA-EARLY PURPLE TOP.—Earliest Turnip in cultivation and a splendid variety; bulb white, flat, of medium size, with a bright purple top; one of the sweetest and finest flavored of summer sorts. Pkt., 10c; oz., 15c; ¼ lb., 25c; lb., 75c.

AMBER GLOBE.—Flesh is beautifully yellow, very fine-grained and very sweet. Will grow to very large size in the South; is one of the very best keepers for winter use. Pkt., 10c; oz., 15c; ¼ lb., 25c; lb., 75c.

WHITE GLOBE.—Color pure white; shape round; size large; solid, quick in growth for a large Turnip, producing a great weight to the acre. Rapidly growing in popular favor, more especially as a late winter and spring variety. Productive, hardy and closely resembles in size and shape the popular Purple-Top Globe. Pkt., 10c; oz., 15c; ¼ lb., 25c; lb., 75c; 5 lbs., \$3.50.



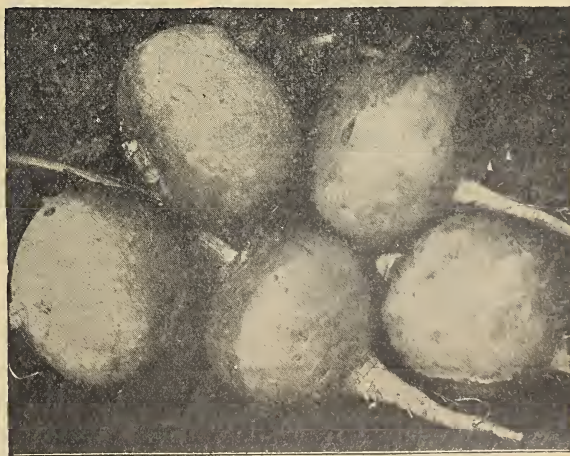
Early White Flat Dutch Turnip

RUTABAGA

The flesh of the Rutabaga is firmer and richer, generally speaking, than that of the turnip, of which family of plants it is an important member. They are usually more highly prized for winter markets, whereas the turnip comes into value for the spring and early fall markets. Perhaps the most general use of the Rutabaga, however, is for the feeding of stock. In many sections it forms a valuable adjunct to the ordinary stock food, and its nutritive value has been frequently demonstrated. Because of the fact that the yield is usually very heavy, a stock food is provided that is at once cheap, rich, succulent and nutritious.

CULTURE.—They like a rich, well-prepared soil, and should be sown in drills 30 inches apart, and thoroughly cultivated. When bulbs begin to form, throw dirt to the bulbs, keeping them well covered. This prevents the objectionable neck, so often seen on Rutabagas. They should be given room to allow development and to this end should be thinned out to about 8 inches in the row.

IMPROVED AMERICAN PURPLE-TOP RUTABAGA.—This strain is of American origin, bred to a smaller top and short neck. The bulbs are of great size, yellow-fleshed and purple crown, one of the most desirable varieties now cultivated. Pkt., 10c; oz., 15c; ¼ lb., 25c; lb., 85c; 5 lbs., \$4.00.



Improved American Purple-Top Rutabaga

The War Garden should have taught everyone that **had one the economy of raising your own vegetables. Profit by your experience.**
DON'T QUIT THE WAR GARDEN.



Another Test Plot at Roseland Farm

STRAWBERRY CULTURE

It requires about 20,000 (twenty thousand) plants for an acre. Select your ground with a view of drainage soil that will retain moisture, avoid hard-pan land, especially where the hard-pan land is very near the surface. Plow the land in May or June and plow deep, sow same in cowpeas of the bunch variety, plow peas under in August, harrow ground thoroughly. In ten days after apply cotton seed meal 7 per cent and acid phosphate at the rate of one ton to the acre—would advise mixing the two in proportion of one-third cotton seed to two-thirds phosphate. Apply this fertilizer broadcast, plow same under, say about 4 to 5 inches deep, harrow the ground thoroughly and smooth; then lay off your ground with a six or eight-inch shovel plow 5 feet apart. This gives you a bed with enough space so that you can plant your strawberry plants in rows on this bed 12 inches apart, giving you four rows to the bed to set plants 15 inches apart in the rows. It is best to cut all plant tops to within 2 inches of the bud, also clip or cut the roots of plants to within 1 1/2 to 2 inches of the crown—by this means your plants are set in the ground with the root straight, and having no top the plants start off at once to making new roots and top. Avoid covering the plant buds up and press the dirt firmly around the roots; as soon as plants show signs of life work lightly and often at least three times a month the first two months, and as often then after as needed—apply 500 pounds vegetable fertilizer per acre. In November, and when the plant shows good form of bloom, give them an application of fruit and vine, 500 pounds per acre. In January work the plants once every two weeks very lightly with a hoe to keep down grass during the fruiting season. See page 28 for strawberry plants.

MARTIN'S HIGH-TEST SEEDS are all that the name implies

A Few Words About Irrigating the Home Garden

In seed beds, where small seeds are sown thickly, it is necessary to sprinkle the beds, never flood them. During the winter months sprinkle only in the morning when the water is warmer than the dew. This allows all the heat that accumulated in the soil during the day to be retained far into the night. During the hot summer months it will be necessary to sprinkle in the evening to revive the plants after a hot day.

When making a garden, whether for drilling or planting seed, or setting plants, always wet the ground thoroughly. GIVE IT A GOOD SOAKING TO A DEPTH OF TWO OR THREE FEET OR MORE. As soon as it is tillable—that is, as soon as it can be spaded and pulverized, or when the soil will not stick to the spade—dig it ten to twelve inches deep, put stable manure into every other furrow and turn it under. This is needed for humus and fertilizer, either in sandy or loamy soil, and more especially in adobe soil. Pulverize the soil thoroughly and rake it evenly. While it is still moist, plant seed from one-fourth inch to one inch deep, in heavy soil, and a little more deeply in sandy soil. Planted this way, almost any variety of seed will germinate, and show above the ground in from four to ten days without irrigation. Never sprinkle a new garden before the plant is above ground, nor after, if you can irrigate between the rows. It is far better to irrigate than to sprinkle, and much less labor. Always mulch the soil after each irrigation, as soon as it mulches readily, but no sooner. To allow the soil to bake after irrigation is far worse than no irrigation at all.

To sprinkle the garden slightly each day during the summer months is of little value unless the ground is also thoroughly irrigated once each week or two, according to the nature of the soil. Slight sprinkling refreshes the foliage, but may not penetrate the soil more than one inch deep. Thus as the under soil dries, the roots get no moisture. The plants suffer, and you do not suspect the cause because you sprinkle each day. This is a common fault and the cause of many failures.

A Word About Sowing Seeds

Many seeds are small and the germination weak; therefore, sow them very shallow, often not more than one-eighth inch deep. This is because the germ or sprout must have air and light. If this is denied by too deep sowing, it dies before it reaches the surface.

In order to assist small or weak seeds to grow, it is advisable to plant plentifully, because the many seeds will give strength to raise the soil where one could not do so.

This advice applies particularly to beet and melon seeds, but is applicable to all small seeds. It is easy to thin out the surplus plants. A good general rule is to plant seeds to a depth equal to from three to five times their diameter.

This "Trade - Mark"
Is Your Crop Insurance



Martin's High-Test Seeds

Are carefully selected and tested for
best results in Florida and the South

Cheap, inferior seeds are
the most costly--Plant
Hy-Test seeds

BIGGER CROP PRODUCTION IS A MATTER THAT CONCERNS YOUR POCKETBOOK—THE BEST AUTHORITIES SAY THAT WE WILL ENJOY GOOD PRICES FOR FARM PRODUCE THE NEXT FIVE YEARS AT LEAST.

MARTIN'S PLANTS


Grown on Our Own Farm

Two years ago we decided to grow our own plants and since that time we have been furnishing our customers with Fresh-dug plants direct from our own plant farm. Our plant business is increasing rapidly as our customers appreciate the quality of our plants and now our plants are enjoying the same good reputation as Martin's Hy-Test Seeds always have.

We are striving to give our customers the best of everything and we know that if you haven't been buying our plants that if you order them and try them out this fall that they will please.

We expect to be able to supply all seasonable plants and we are listing below a few varieties. If you are in need of plants, write us for special price list and information as it is not practical to name prices at this time.

PLANT MARTIN'S FRESH-DUG PLANTS FOR BEST RESULTS.



One of the many hotbeds on our own farm where we grow our plants

CABBAGE PLANTS

BY PARCEL POST, PREPAID
(Frost Proof)

Grown from best seed and not imported seed; shipped direct from our growing stations—shipment from October to April 15th. Transplant deep, up to the first leaf, in deep, rich soil, and water plants well. Set out two to three feet in row; rows thirty inches apart, 7,000 to 8,000 plants per acre, ready for use in 100 to 150 days. Varieties: Jersey Wakefield, Charleston Wakefield, Succession and Early Flat Dutch. Terms, cash with order. No plants shipped C. O. D.

LETTUCE PLANTS

Ready for shipment from November 1st until May. Prices on application.

CAULIFLOWER PLANTS

Ready for shipment October 15th.
Early Snowball.

EGGPLANTS AND PEPPER

Plants in season. The most popular varieties.

ONION PLANTS

Crystal Wax and White Bermuda. Ready for shipment from November to April. Prices on application.

TOMATO PLANTS

We can furnish from February until June.
Earlana, Globe, Beauty Ponderosa.
Prices on application.

COLLARD PLANTS

Ready for shipment October 15th.
Fine Georgia Collards and N. C. Short Stem.

FLOWER PLANTS

We can furnish Shasta Daisy Plants, Pansy Plants, Cosmos, Salvia or Scarlet Sage.
Get our price list in season.

SHASTA DAISY

A fine perennial plant bearing large white single blossoms, with yellow centers. Soak seed in warm water over night before sowing.

Note strong root growth of our Strawberry Plants.

STRAWBERRY PLANTS FOR FLORIDA

Can be set out in July and August during the rainy season to procure best results for early berries in December.

One of the essential conditions for growing strawberries in Florida is the selection of a well-drained field, preferably pine land with a clay subsoil. The first step is to plow land thoroughly, then broadcast commercial fertilizer about one ton to acre. Harrow in thoroughly, and after this is done lay off the beds five feet wide with an eight-inch shovel running twice to the furrow; then pull the dirt from middle of furrow to center of bed. Lay off rows twelve inches apart, four rows to the bed. Set plants fifteen inches apart in the rows. After plants are set, work around plants one week after setting. Cultivate at intervals of two weeks during July, August and September to keep down the grass. First of October give second application of vegetable fertilizer at rate of one thousand pounds to acre. When bushes begin to show the bloom forms, apply five hundred pounds of fruit and vine fertilizer.


A slight mulch of pine tops or straw applied after cultivation will improve the quality and cleanliness of the fruit.

Klondyke.—The true Klondyke Strawberry we offer, proven to be one of the most valuable Southern berries. When fully ripe it is of excellent table quality, having a decided flavor, aroma and character of its own. Grows on a long stem. This keeps the berry clear of the ground, causing them to require less mulching than most kinds. This is also a safeguard against frost. It is a plant of remarkably vigorous growth and of enormous productiveness.

Missionary.—A new variety, very popular through the trucking districts. Strong grower, making plants freely; early to mature, coming in directly after Excelsior, and very productive. The berries are well colored, firm, large, and hold their size well throughout the season. Good shipping qualities, and is being planted on an extensive scale by berry growers.

We only offer two varieties, although the number of varieties are many. These two varieties have proved the best.





A beautiful lawn will add much to the attractiveness and value of your home

Martin's Florida Winter Lawn Mixture

This is a superb special mixture for winter lawns and is adapted only to Florida. If you will use this mixture and give your lawn good care you will have one of the finest lawns possible to obtain. Now is the time to start. Per lb., 75c, postpaid.

We have Special Lawn Grass Mixtures for Golf Courses, Country Clubs, Public Parks and Play Grounds. Write us for prices.

Our special lawn fertilizer should be used to obtain best results. Write us for prices.

LAWNS

It is possible for the lawns in Florida to become famous as the most beautiful in the world. In few places can a new home become so quickly surrounded with luxuriant vines, trees, shrubbery and flowers. More can be accomplished in this climate in one season than can be done in five seasons in the North. But, it of course, requires work and skill to keep up the beauty of a lawn. It is necessary to feed the grass well, as you can't expect it to remain beautiful after the elements of plant food have been exhausted.

Lawns can be made in Florida all the year. The first thing to do in making a lawn is to put the soil in proper condition. Unevenness in soil texture and fertility produce unevenness in the growth and color of the lawn grass.

Lawns should not be clipped too short during the hottest and driest months of the year. The knives of the machine should be set high and the short, fine clippings may be allowed to remain on the lawn, where they can work down around the grass plants and produce a mulch that will conserve moisture and protect the crown of the plants from extreme heat. If the grass is allowed to grow too long before cutting and a large amount of clippings are produced, they are better raked off and taken away.

In new lawns weeds usually give trouble and very often in old ones. For this we recommend only hand weeding, as it seems to be the only reliable remedy. Weeds should be pulled roots and all as soon as they make their appearance and are large enough to handle. They are more easily pulled from soft moist soil than from a hard dry surface.

ITALIAN RYE GRASS

Sow from 6 to 8 bushels per acre for lawns.

One of the most valuable grasses for fall planting, a quick grower, an annual, dying out the first summer. It is used mostly in Florida as a lawn grass, and makes one of the quickest growths that can be planted. It is generally sown over Bermuda or other lawn grass and will make a green lawn till spring. We are selling a great quantity of this each season and the sale is steadily increasing. **Bu., \$4.00.**

BERMUDA GRASS

Sow for lawns 15 pounds per acre.

This is the most valuable lawn grass for Florida, as it is well adapted to light soils and in some sections is the only grass that will make a good sod on this class of soil. It also does well on clay and loamy soils. It is rather late to start in the spring, but stands hot, dry weather remarkably well, making a valuable summer lawn. Some gardeners prefer to mix a percentage of Kentucky Blue Grass and white clover with Bermuda and especially when a quick lawn is desired, as the clover and the Kentucky Blue Grass will make a good green showing before the Bermuda grass is

ready, but the Bermuda grass is to be depended on for a permanent summer lawn. **Lb., 75c, postpaid.**

For winter lawns, Italian rye is used. We sell carloads of Italian rye each season for Florida winter lawns. See description on this page.

St. Augustine Grass.—Propagated from roots. Write or prices.

CLOVER SEED

White.—Well known. It forms a thick, close turf, is excellent to sow for pastures, especially on sandy soils, and should enter into the composition of all lawn mixtures. Alone, it requires four to six pounds per acre; in mixture, from one to two pounds. **Lb., 75c, postpaid.**

KENTUCKY BLUE GRASS

It is rather sensitive to heat, but not so to cold weather, and on this account does its best in the fall, winter and spring. It grows slowly at first, forms a very compact turf, making a fine pasturage when once established. It is much the best, however, to combine other grasses with it for either lawn or pasturage. Sow in the spring or fall. **Lb., 75c, postpaid.**

FERTILIZERS

Our "Special brand of vegetable and trucker's fertilizer" will furnish you with the best combination of plant food for the various crops for which we recommend them. The following are a few for special crops, but we can supply your wants for any crop desired. **Prices f. o. b. Jacksonville.**

Vegetable Special, Cucumber Special, Irish Potato Special, Strawberry Special, Bean Special, Cabbage Special, Cantaloupe Special, Watermelon Special, Tomato Special, Sweet Potato Special, Special Corn-Grower.

On account of unsettled prices of fertilizer material, we are unable to name prices on above. Will be pleased to quote lowest market prices on application.

MARTIN'S HY-TEST FLOWER SEEDS

The Soil best suited to flowers is a light rich loam, made as fine and smooth as possible. If heavy, mix with sand to lighten and make it friable. Many seeds are very small and require a fine seed bed. A good plan is to cover the place where the seeds are to be sown with pine tags, coarse manure, leaves and other litter, and allow it to remain for a few weeks. The soil will then be finely pulverized and in a splendid condition to start the seeds.

Sow the Seeds either broadcast or in rows, and cover lightly—a good general rule is to cover two or three times the size of the seed—and press the soil firmly. Small seeds cannot come up if covered too deep. Very fine seed should be sown on the surface and pressed into the soil. To have the earliest blooms, flowers that stand transplanting should be sown early in boxes indoors. After sowing, water with a fine spray; do not let the soil dry out, but be sure not to keep the young plants saturated as they may damp off. When three or four leaves have formed transplant one inch apart in boxes or in the open ground if warm enough.

FLOWERS FOR SPECIAL PURPOSES To aid those not familiar with the uses to which flowers may be put, we have classified them below. Where a variety is suitable for two uses, we have entered it in both lists. Note carefully the heights of the plants so that a proper selection may be made.

For Cut Flowers.—Antirrhinum or Snapdragon, Alyssum, Aster, Calliopsis, Candytuft, Carnation, Flowering Centaureas, Chrysanthemum, Cosmos, Dahlia, Shasta Daisy, Dianthus or Pinks, Bush Escholtzia, Gaillardia, Heliotrope, Marigold, Mignonette, Nasturtium, Nemophila, Salpiglossis, Scabiosa, Stokesia, Stocks, Miniature Sunflower, Sweet William, Sweet Peas, Violet and Zinnia.

For Baskets and Vases.—Alyssum, Abronia, Centranthus, Dusty Miller Centaureas, Clarkia, Ice Plant, Kenilworth Ivy, Lobelia, Dwarf Morning Glory, Tall Nasturtium, Oxalis, Petunia, Thunbergia, Torenia and Virginian Stocks.

For Borders and Bedding.—6 to 12 inches high. Acroclinium, Alyssum, Brachycome, Candytuft, Dusty Miller Centaureas, Dwarf Cockscomb, Daisy, Dianthus, Forget-Me-Not, Lobelia, Mignonette, Nemophila, Oxalis, Pansy, Bedding Petunia, Dwarf Phlox, Iceland Poppy, Pyrethrum, Portulaca, Cupid Sweet Peas, Verbena, Violet, Virginian Stocks and Miniature and Tom Thumb Zinnias.

For Tall Beds, Groups and Backgrounds.—Abutilon, Amaranthus, Calendula, Calliopsis, Canna, Canterbury Bells, Tall and Plumed Cockscomb, Cosmos, Dahlia, Shasta Daisy, Digitalis, Ornamental Grasses, Hollyhock, Kochia or Burning Bush, Perennial Larkspur, Lychnis, African Marigold, Nicotiana, Pentstemon, Perennial Phlox, Oriental Poppy, Evening Primrose, Ricinus, Salvia, Salpiglossis, Scabiosa, Stokesia, Sunflower, Wallflower and Zinnia.

For Edging and Low Borders.—Alyssum, Brachycome, Candytuft, Dusty Miller Centaureas, Daisy, Forget-Me-Not,



Nasturtiums

Ice Plant, Lobelia, Portulaca, Pyrethrum and Virginian Stocks.

Plant in Boxes and Transplant.—Ageratum, Alyssum, Aster, Calendula, Canterbury Bells, Calliopsis, Chrysanthemum, Cockscomb, Cosmos, Godetia, Marigold, Marvel of Peru, Petunia, Ricinus, Salvia, Sweet William and Verbena. These may also be planted where they are to grow.

For Borders and Bedding.—1 to 2 feet high. Ageratum, Amaranthus, Antirrhinum or Snapdragon, Aquilegia or Columbine, Asters, Balsam, Begonia Vernon, Caccalia, Calendula, Calliopsis, Candytuft, Carnation, Catchfly, Clarkia, Chrysanthemum, Coleus, Centaurea, Centranthus,

Dwarf Cockscomb, Shasta Daisy, Dianthus or Pinks, Escholtzia, Feverfew, Forget-Me-Not, Geranium, Gaillardia, Gilia, Godetia, Heliotrope, Dwarf Larkspur, Linum, Lychnis, Marigold, Marvel of Peru, Mignonette, Bush Morning Glory, Dwarf Nasturtium, Nigella, Pentstemon, Petunia, Phlox, Pyrethrum, Poppy, Rose Champion, Salpiglossis, Salvia, Scabiosa, Stokesia, Stocks, Sweet William, Verbena, Virginian Stocks, Vinca, Wallflower and Zinnia.

For Mounds and Rockeries.—Abronia, Alyssum, Candytuft, Catchfly, Centranthus, Gilia, Ice Plant, Kenilworth Ivy, Lobelia, Mimulus, Dwarf Morning Glory, Nemophila, Oxalis, Portulaca, Thunbergia, Torenia and Verbena.

VARIETIES OF FLOWER SEEDS

Regardless of what your occupation may be, or how meager your experience, there are flowers that any one may grow successfully from seed. You should devote some time and space to their culture.

All Flower Seeds put up in 10c packages and sent postpaid. Special prices in bulk.

ALYSSUM, SWEET

This is a very hardy annual, blooming early in the spring, covering itself with innumerable clusters of small, pure white flowers. Their fragrance is peculiar and very delicate. Grows about 1 foot high.

ASTERS

Beautiful and popular annuals, desirable for beds, being in bloom when most other plants are nearly over. Very useful for cut flowers.

Mixed.—Dwarf and Tall.


CALLIOPSIS, or COREOPSIS

Beautiful showy summer bedding annuals, with large, bright flowers of golden yellow, varied with rich brown. Excellent for cutting and decoration.

CANDYTUFT

Popular favorite, flowering profusely the whole summer. Very valuable for edgings and borders, fairly covered with masses of white and various colors. Height, 1 foot.

Mixed Colors.—A splendid mixture.



Asters

CYPRESS VINE

A tender climbing annual, with soft, fern-like foliage and small star-like flowers. Choice mixed colors.

FOUR O'CLOCK

A hardy annual of easy culture, growing about 2 feet high. The plant is free-flowering, bearing blossoms in a great variety of colors and stripes.

HYACINTH, or JACK BEAN

A tall, twining plant, often 10 to 20 feet high. Bears purple flowers in long, erect racemes.

MIGNONETTE

Superb Mixture.—Made up of the newest and best sorts. It includes all shades of color and varieties which produce the largest flower-spikes.

MOONFLOWER (EVENING GLORY)

Grows 30 to 40 feet; covered every evening and cloudy day with large white flowers, 4 to 6 inches across.

MORNING GLORY

Imperial Japanese.—One of the grandest climbers, the flowers measuring 4 to 6 inches across, in a limitless variety of colors and markings.

Don't Fail to Include a few flower seeds in your order.



Petunia

NASTURTIUMS

In the past few years wonderful improvements have been made in these favorites. Types and colors have been added until in our mixtures we have a magnificent array of gorgeous colors. Nasturtiums do best in a loamy, well-watered situation.

Tall and Dwarf Varieties.— $\frac{1}{4}$ lb., 35c; 1 lb., \$1.00.

PANSY

Pansies thrive best in a moist, shady location and in rich loamy soil. Seed should be sown in the autumn for early spring blossoms, or can be sown early in the year for good flowers later in the spring. The plants must be transplanted twice in order to get the largest flowers; once from the seed box to a chosen bed, and again to the open garden. This is important for large size pansies; use manure liberally. The blossoms are usually larger in the spring and again in the fall, and while they bloom freely all summer, the blossoms are small during the hot months.

Our Mixed Flowers of all shades and markings. A splendid mixture.

PETUNIA

The richness of color, duration of bloom and ease of culture will always make Petunias popular, especially for massing in beds.

Double.—A splendid strain, producing a large percentage of double fringed flowers in bright colors, beautifully marked. Mixed colors.

Single.—A choice mixture; all colors.

PHLOX

Fine Mixed.—These favorites are dazzling in the effect they give in massing. A wide range of colors

PINKS

Finest Mixed.—These charming, old-fashioned flowers are great favorites. Our mixture is the finest procurable.



Poppies

POPPY

Poppy Mixture.—A grand mixture of all the newest and best double and single annual Poppies, covering every color, from deep scarlet to pure white. The wonderful variety and brilliant colorings make a most effective display.

PORTULACA

Succeeds in a sunny situation, and produces flowers of almost every color in the greatest profusion. The double is especially beautiful. Sow when weather becomes settled and warm. Height, 6 inches.

Single.—Large-flowering, mixed colors.

Double.—Extra-double, all colors mixed.

SUNFLOWER

Double.—Double yellow varieties 3 to 5 feet high. Exceedingly beautiful.

SALVIA

Brilliant flowers are borne in profusion from early summer till frost. Excellent for cutting. Seed sown early in the house produce better plants than from cuttings. Height, 3 feet.

SWEET PEAS

Culture.—Some time before planting dig out a trench a foot deep, put in several inches of well-rotted manure and cover with six inches of earth. Early in February open the row three to four inches deep, drop the seeds (about four seeds) every three inches, cover about two inches, and two or three times during the season bank the soil against the roots. The white-seeded kinds are tenderer than the black-seeded, and should not be planted too early. They may also be planted in October, November and December, planting four to six inches deep; give slight protection and they will become well rooted and grow off at the first opening of spring and produce an abundance of bloom earlier and for a longer season than spring plantings.

Don't gather the blooms grudgingly—the more you cut them the better and longer they bloom.

Eckford's Mixed.—An unsurpassed mixture, combining every shade and type. It is made up of named sorts only, all choice large-flowering sorts, the colors being



Phlox



Sweet Peas—The Garden Beauties

distributed as evenly as possible throughout. For diversity of color, size of flowers and beautiful forms, this mixture is unexcelled. $\frac{1}{4}$ lb., 35c; 1 lb., \$1.00.

THUNBERGIA

A rapid climber, growing 4 to 6 feet high. Splendid for trellises, fences, etc., bearing beautiful flowers—white, yellow and buff, with black eye.

VERBENA

Annual for beds, borders, massing, window-gardens, covering mounds, etc. Flowers of most brilliant colors, blooming from early summer till late fall. Soak a few hours and sow in boxes indoors, transplanting when an inch high.

Zinnia (Youth and Old Age).—Few flowers are so easily grown from seed or bloom so abundantly and continuously. Fine for beds and borders; in fact in any location.

FLOWER SEEDS (Bulk)

We carry the following Flower Seeds in bulk which are selected for being the highest quality and we know will give just the results desired:

	oz.	$\frac{1}{4}$ lb.	1 lb.	5 lbs.
Sweet Peas—Eckford's Mixed, Mixed Colors.....	10c	35c	\$1.25	\$5.50
Sweet Peas — Black Knight, Deep Maroon.....	15c	50c	1.50	6.00
Sweet Peas—Blanche Burpee, Pure White.....	15c	50c	1.50	6.00
Sweet Peas — Lord Nelson, Deep Navy Blue.....	15c	50c	1.50	6.00
Sweet Peas — Queen of Spain, Buff Pink.....	15c	50c	1.50	6.00
Verbenas—Mammoth				
Finest Mixed.....	$\frac{1}{4}$ oz.,	50c;	oz.,	\$1.50
Salvia, or Scarlet Sage				
$\frac{1}{4}$ -oz.....	50c			
Zinnias — Giant Double, oz. $\frac{1}{4}$ lb. 1 lb.				
Finest Mixed, all colors.....	\$1.00	\$3.00	\$10.00	
Zinnias — Giant Double, Golden Yellow.....	1.00	3.00	10.00	
Zinnias — Giant Double, Crimson.....	1.00	3.00	10.00	
Zinnias — Giant Double, Scarlet.....	1.00	3.00	10.00	
Nasturtiums, Mixed Colors, Tall.....	10c	35c	1.00	
Nasturtiums, Mixed Colors, Dwarf.....	10c	35c	1.00	
Pansy—Mixed Colors, all shades and markings...	75c	3.00	10.00	
Giant Pansies in separate colors:				
Giant Adonis—Lavender Blue..	pkg.	oz.		
Giant Freya—Rich Wine Color, edge white.....	50c	\$2.00		
Giant Psyche — Purple Violet, edge white.....	50c	2.00		

Martin's Bulbs for Spring Planting

DAHLIAS IN THE SOUTH

The same cultural directions apply to Dahlias in all parts of the world. But in the South where there is no frost to kill the foliage, the plants continue to put forth blossoms until the flowers become very small and insignificant, and if left sufficiently long, will become what we term "bloomed-out." This can be overcome by giving your roots a rest.

After your Dahlias have blossomed continually for from twelve to fifteen weeks, and the blossoms commence to grow small, dig the clumps according to our harvesting directions. Cut off the stalk and pack the clumps away where they will not dry up. Allow them two or three months' rest, then separate the clumps and replant in the same manner as you did at first. You will receive good large flowers of the same quality and perfection as when you first planted. Continue in this manner indefinitely, and you will always receive first-class results.

Harvesting.—Dahlias should be harvested within two or three days after their foliage has been killed by frost, when the roots will be in dormant condition. In digging use care to avoid breaking the "neck" of the root, which joins the stalk. Gently remove the soil from the clumps and cut the stalk three inches above the roots. Pack in a cool frost-proof place where extremes of temperature may be avoided. Pack clumps **upside down**, tiered one upon another, so that the acid substance in the stalk may drain out. Do not cover the roots, or pack them in sawdust shavings, dust, etc., which excludes the air and holds moisture.

Ella Kramer.—Rose-pink with much brighter center; fine form. 25c each.

Mrs. De Luca.—Golden yellow, tipped with orange. A most effective blending of colors, seen only in the very rare types. 25c each.

Queen Emma.—A delightful sort that appears almost artificial. It is a charming shade of Hollyhock pink, the inner petals banded with gold. The flowers are sensational, possessing grace, simplicity and beauty, which makes this variety exceedingly fashionable. 25c each.

Queen Wilhelmina. (Giant Holland Peony-flowered Dahlia.)—Largest and finest of the pure white sorts; excellent for decorative work and unsurpassed as a cut flower. Blossoms produced upon long, graceful stems, well above the foliage. An immense, fluffy flower of pure glistening white, showing its beautiful golden yellow center very prominently, which lends an additional charm to this most beautiful flower. 25c each.

A. D. Livoni.—Beautiful soft pink. Well formed flowers with long stems. Perfectly round, ball-shaped flowers, each petal being very tightly quilled and arranged in exact regularity. Free flowering. 25c each.

Merlin.—A beautiful orange-scarlet. One of the very finest Dahlias ever offered. Free flowering and good for cut-flower purposes. 25c each.

Jeanne Charnet.—The flowers measure from 7 to 10 inches in diameter and are borne on stiff, wiry stems frequently 18 to 24 inches long. The color is a most exquisite shade of lilac-pink, daintily shading to pure white towards the center, with a tinge of light yellow at the margins. 25c each.

Minos.—Flowers are large and exceedingly beautiful, borne on long, graceful, wiry stems. The color is intense velvety maroon, almost black. An ideal cut-flower variety. Fine for all uses. 25c each.

Souvenir de Gustave Dozon.—This variety, is a good comparison to the "Sun-flower." It is the largest Dahlia in existence. The color is a pleasing shade of orange red.



Dahlia


America. (Banning.)—Universally acknowledged "King of Gladioli." Gigantic flowers of clear lavender-pink. 10c each; 75c per doz.; \$5.00 per 100.

Augusta (Hallock).—Lovely pure white with blue anthers. 10c each; 75c per doz.; \$5.00 per 100.

Baron J. Hulot. (Lemoine).—The finest blue to date. A rich, deep color of indigo blue. 10c each; \$1.00 per doz.

Halley. (De Ruyter).—Delightful salmon-rose with beautiful creamy blotch. Very large. 10c each; 75c per doz.

Mrs. Francis King. (Coblentz).—A pleasing shade of light scarlet. Flowers are large and well arranged on a strong spike, there being four to six open at one time. One of the best in existence. 10c each; 75c per doz.; \$5.00 per 100.



Gladiolus

Flowers are full to the center and often measure 9 inches and over in diameter; they can be forced to measure over 12 inches. The plant is a very tall, vigorous grower with heavy, dark, glossy green foliage and a remarkable constitution. Very long stems of pleasing, stiff, upright type. Should be in every garden. 25c each.

GLADIOLUS

Gladiolus are without an equal either for bedding or borders. As a cut flower they are far superior to any other summer bloomer, either for lasting qualities or for the various uses for which they can be employed.

The Way to Plant.—Dig the row or bed from 8 to 10 inches deep, then spread a liberal amount of good fertilizer in the bottom of the row or bed, then rake it in thoroughly before planting your bulbs; but if stable dressing is used it should be spaded in when the bed is first dug over.

The bulbs should be planted 4 to 6 inches deep. Just as soon as they show their heads through the ground, they should be cultivated. If this is continued once a week till they commence to flower, one will be sure of first-class results.


IRIS, OR FLEUR DE LIS

The Iris succeeds in partial shade, but gives the most satisfactory results in a dry, sunny location. They are perfectly hardy and require only ordinary cultivation, growing luxuriantly. They should be planted early in the spring, or in the fall. Plant the bud or crown about two inches below the surface. Prices: 35c each; \$3.00 per doz.

CALADIUM ESCULENTUM

The Caladium Esculentum, or Elephant's Ear, as it is often called, is one of the most popular and easily grown ornamental plants for the flower garden or lawn. Because of its immense leaves and the height it attains, it is very effective on large grounds, parks, etc. Delights in rich soil and plenty of moisture. Prices: Select bulbs, each, 20c; large bulbs, each, 30c; extra large bulbs, each, 40c.

Your Plant Is As Good As Your Seed—Plant Martin's Hy-Test Seeds.



Caladium Esculentum



FORAGE AND GRASS PLANTS

Florida Can Lead the World in the Production of Hay

While all know that Florida, of all states in the Union, has shown the most remarkable growth of fruits, vegetables and tobacco culture it is not so well known that she is far ahead of other states in her great wealth of forage and grass plants.

Time was when it was not thought possible to grow grass in the state. That seems a great while ago. Certain it is that Florida is the richest grass and forage state in the Union. So many of these grasses and forage plants are, too, perennials—once planted, always planted, and so many are legumes and soil-enriching.

Here is a partial list: The velvet bean (legume) has its best habitat in Florida: Speckle Velvets, Whites, Lyons, Early Yokohama and New Chinese. And since the Yokohama ripen in September and mature as far North as North Carolina, Florida should build up a good industry in growing these beans for the latitudes farther north where other velvet beans will not do well. The Speckle Velvet, as is well known, produces more vine and stores more nitrogen in the soil than any other known plant. For winter grazing and for humus making and land upbuilding it has no equal. The White Chinese, a month earlier, and more prolific in beans and equally prolific in vines, may supplant in time the Speckle.

Equally important and valuable in Florida is beggar weed, a legume. Coming up in June in all cultivated fields, reseeding itself each year and practically a perennial, good for hay, or pasture, or green manuring, growing eight feet high and making more than 40,000 pounds of green stuff per acre, and rich in feeding nutrients, Florida could not and does not want any better crop than beggar weed.

In cowpeas the wilt-resisting varieties, the iron and the early two-crop Brabham's do well and serve best. In Florida the peanut (legume) which is as much of a forage as a nut plant, is just as much at home as in North Carolina or Virginia. Johnson grass does well in Florida.

A wonderful product whose best habitat is Florida, too, is Japanese sugar cane, a perennial with ten or fifteen stools or suckers from each joint of the stalk as planted, making ten or twelve tons of cane per acre good for forage or making fifteen gallons of finest syrup per ton.

The African hog gopher is also adapted to the state, as also are chufas. Teosinte, fifteen feet high, stooing thirty to fifty stools per seed, twenty tons or more green stuff per acre, making 225 pounds of green stuff from one seed. Florida is the home of this wonderful plant.

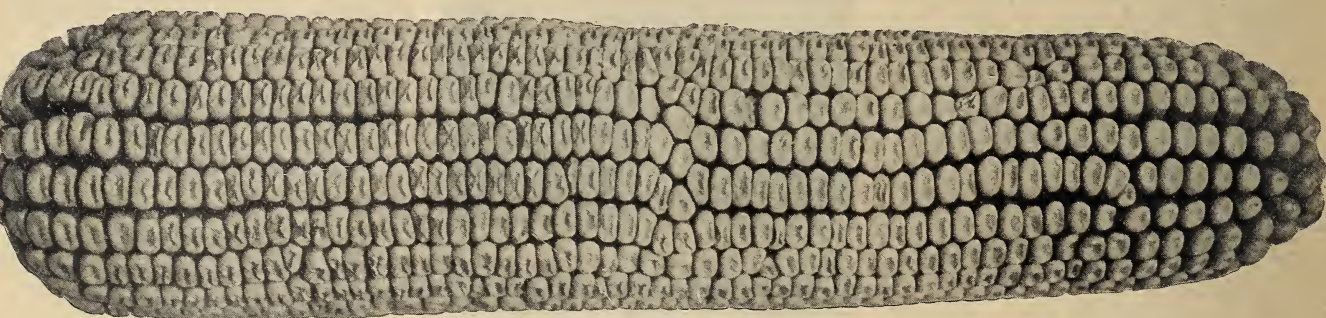
Bermuda, the perennial, does well, too, in the state, as do also the remarkable perennial and green-all-the-year grasses, St. Augustine, St. Lucie and Carpet grass.

The live stock industry has grown so rapidly during the last few years that Florida is now regarded as one of the most important live stock states in the South. Florida live stock men are importing some of the finest blooded cattle and hogs the country affords.

The largest sale of registered cattle ever made in the great southwest was made to a Florida live stock man.

To keep this live stock up to standard they must be properly cared for. This can best be done by planting fall grasses, etc., for your winter grazing.

MARTIN'S HY-TEST FIELD CORN



Martin's 7-Ear Corn

Eight Quarts to plant an acre.

The varieties of Field Corn listed below are especially selected for the soil and the climate of Florida. This fact is not taken into consideration so much as it should be. Often seed is ordered from a dealer whose stock is raised perhaps hundreds of miles away, and in surroundings of soil and climate that are not conducive to producing seed of the best quality for our section of the country. In buying from us, you have the satisfaction of knowing that you are procuring seed raised for the express purpose of being planted in Florida soil, and thus you obviate the risk of securing unacclimated seed.

MARTIN'S IMPROVED 7-EAR CORN

A very prolific variety, fully adapted to the Southern States, largely grown in Florida and considered one of our most productive varieties. Small ear and cob, long grains, white flint corn. Turns out remarkably well when shelled, ears full to the end. A most excellent keeper. The cob is small. One grower writes as follows:


"For twenty years I have been planting this highly prolific corn and I believe it to be the best corn that I have ever seen. I made one year thirty-three and one-third barrels to the acre, have made twenty-five barrels to the acre several years, have often made twenty and never less than fifteen."

The ears, while of good size and attractive appearance, are not suitable to win in an exhibition of ear corn, but we recommend the corn to plant for a heavy yielding variety in competition for prize winning yields per acre. 1 lb., 25c; 2 lbs., 45c; 14 lbs., \$1.75; 56 lbs., \$5.00; 112 lbs., \$9.75.

Hickory King.—A very popular and productive white corn especially for high land, and it is in great favor with those who have planted it. It produces on good soil three or four average-sized ears to the stalk. Grain large, broad, and white, making fine meal. The cob is small. 1 lb., 25c; 2 lbs., 45c; 14 lbs., \$1.50; 56 lbs., \$4.75; 112 lbs., \$9.00.

Blount's Prolific.—Produces from three to six ears. It is a large-yielding white variety of flinty nature, making excellent meal. Reports of this Corn for Texas and Alabama Experiment Stations rank this as one of the largest yielding of field varieties for the South. For late planting this Corn has no superior. It is of quick growth, matures up well, and yields splendidly. Blount's Prolific also makes a first-class ensilage Corn. 1 lb., 25c; 2 lbs., 45c; 14 lbs., \$1.50; 56 lbs., \$4.50; 112 lbs., \$8.75.

MARTIN'S HY-TEST FIELD CORN—Continued



Improved Golden Dent Seed Corn

Improved Golden Dent.—It is one of the best and most reliable cropping yellow corns in cultivation. It makes a large-sized ear, small cob; deep grains, which are of a bright, attractive, golden yellow color. It is singularly robust, and withstands injury by adverse weather or other unfavorable conditions better than any other sort we know of, the ears and grain maturing remarkably well, and always being marketed in bright, sound condition. Produces two to three ears to the stalk, and for a first-class, large-yielding yellow corn particularly adapted to the South, it is strongly recommended. 1 lb., 25c; 2 lbs., 40c; 14 lbs., \$1.50; 56 lbs., \$4.75; 112 lbs., \$9.00.

point in its favor is that it is a rapid-growing corn from the start, and gets ahead of grass and weeds better than other varieties. It is medium early to mature, cures up well, and our tests show it to be one of the largest yielding and most satisfactory cropping of upland corns. 1 lb., 25c; 2 lbs., 45c; 14 lbs., \$1.50; 56 lbs., \$4.75; 112 lbs., \$9.00.

Shenandoah White Dent.—It has proved to be one of the earliest maturing and largest yielding of white corns, maturing ten to fifteen days ahead of other similar varieties, and at the same time making a large and most satisfactory yield. It makes a growth under ordinary circumstances averaging about nine feet in height and is a very uniform-growing, highly bred, large-yielding white corn. 1 lb., 25c; 2 lbs., 45c; 14 lbs., \$1.50; 56 lbs., \$4.75; 112 lbs., \$9.00.

Mexican June.—A hardy, drouth-resisting, white corn. Ears 7 to 10 inches, having 14 to 18 rows evenly lined on white cob; grain of good size. The great value of this corn lies in its ability to make under conditions entirely too dry for other sorts. It will recover from the most severe dry, hot spells, and never fails to make a crop by frost. The stalks grow often to 15 feet, producing two or three good ears, and on account of its making an enormous amount of stalk and fodder, it is peculiarly adapted for ensilage. 1 lb., 25c; 2 lbs., 45c; 14 lbs., \$1.75; 56 lbs., \$5.00.



White Dent Seed Corn

White Dent.—One of the best all-round white sorts for rich land, producing largest crops of finest quality corn. The ears average about 10 inches in length, of uniform size and great depth of grain; 18 to 34 rows on cobs, well filled. The grains are pure white, solid, very deep, producing the finest milling white corn. The yield of this superior corn is very large, sometimes as much as 90 bushels per acre. We unhesitatingly recommend it. 1 lb., 25c; 2 lbs., 45c; 14 lbs., \$1.50; 56 lbs., \$4.50; 112 lbs., \$8.75.

Tennessee Red Cob.—One of the best all-round white sorts for rich land, producing largest crops of finest quality corn. The ears average about 10 inches in length, of uniform size and great depth of grain; rows eighteen to thirty-four, on red cobs, well filled. The grains are pure white, solid, very deep, producing the finest milling white corn. Yields sometimes as much as ninety bushels per acre. We recommend it, both for grain or ensilage. 1 lb., 25c; 2 lbs., 45c; 14 lbs., \$1.50; 56 lbs., \$4.50; 112 lbs., \$8.75.

Columbian Beauty.—This is a highly bred white corn of extra large size. It has proved to be a very superior cropping corn, producing one or two ears to the stalk, and is a good producer. It has a large, broad, deep white grain, and is of a most attractive appearance; large ear, medium red cob. The size and depth of kernel insures a large percentage of shelled corn. One important

Boynton, Fla., February 15, 1917.

E. A. Martin Seed Co., Jacksonville, Fla.:

Gentlemen—Wish to state I received shipment of seed potatoes from you and am very well pleased with them, and should I be on the market for seeds in the future, will feel safe in placing order with you.

Very truly yours.

We carry one of the most complete lines of Incubators, Brooders, etc., of the well-known Model make. For information see pages 56 and 57 of this catalogue, or write for illustrated catalogue.





Photo showing grains of Martin's 7-Ear Corn. Note Small Cob

Martin's Seed Corn is Bred-Up for Productiveness

Martin's New Field Corn DUVAL FLINT SEED CORN

A Sure Cropper and Money Maker

The Corn for Florida. The Corn for the South.—Flinty, prolific, white. Introduced by the E. A. Martin Seed Company to the Florida planters, season 1917, and has more than made good everything expected. The ears are of good average size, the grain being of a white, flinty nature. It stands dry weather better than any other variety and has proved to be a superior corn for planting in Florida and is well adapted to any Southern state. Knowing the demand for a good variety of corn to answer the needs of the Florida planter, we have been working for years to furnish and fill the demand. Three seasons ago we decided to put this variety before our customers, and we are pleased to say that some of the largest and most experienced planters in the state tried it out and we have not heard anything but praise for this variety. We will be pleased to furnish the names of some of these planters if you are sufficiently interested. We can also furnish samples and will be pleased to furnish sample ears as long as they last at 15 cents each. We don't expect to have sufficient quantity to supply the demand, but will fill all orders to best advantage. Sold one grower first season quantity to plant 4,000 acres. They advise that they were more than pleased. Sold another quantity to plant 2,000 acres; they advise they are pleased with results of the Duval Flint Corn. 1 lb., 35c; 2 lbs., 65c; 14 lbs., \$1.75; 56 lbs., \$5.00; 112 lbs., \$9.75.



Our Supply of "Duval Flint"—The Florida Corn—will not meet the demand and those desiring it should order now. Don't Delay.

MARTIN'S COWPEAS

The market is very unsettled at the time this Catalog is published. WRITE FOR QUOTATIONS, STATING QUANTITY WANTED.

UTILIZING THE CROP AS A FERTILIZER

Among the many methods for using the Cowpea crop for benefiting the soil are:

1. Ploughing under the entire crop while green.
2. Allowing the crop to remain and decay on the surface of the ground during the winter and ploughing it under in the spring.
3. Grazing the field and then ploughing under the stubble, roots and droppings of the cattle.
4. Mowing the field for hay and then ploughing under the stubble and roots.

While it is true that ploughing under the entire green crop will add the greatest amount of plant food to the soil, nevertheless it is not always economy to follow that method. The forage is worth as much for food as an equal weight of Red Clover, and since about 80 per cent of the fertilizing value is retained in the manure, it often pays better to feed the pasture or hay and return the resulting manure to the land. On good soils the roots and stubble from the peas furnish sufficient nitrogen. On a very light soil it is not desirable to turn under a heavy mass of green forage, thus to make it still lighter and looser and liable to suffer from hot, dry weather. But it is better to wait until the vines have had time to become thoroughly decayed. Again, a late maturing crop on land not protected by a growing crop or sod during the winter is often nearly wasted and its fertilizing elements washed away by heavy rains leaching through the unfrozen ground.



Field of Whippoorwill Cowpeas

**Our
Cow
Pea
Seed
Is the
Very
Best
Obtain-
able**

**To
Enrich
Your
Soil
Plant
Cow
Peas**

On other lands and under other conditions, ploughing under the entire green crop is often the most profitable and best disposition to which it can be put—where humus is lacking and needed, especially on stiff clays.

The values of any material as a soil renovator depends largely on the nitrogen, potash and phosphoric acid it contains. The following table from the Year Book of the United States Department of Agriculture gives the average percentages of nitrogen, potash and phosphoric acid in common influenced by the water contents of the material; the table also shows the percentage of moisture:

Hay or Forage	Water Per Cent	Nitrogen Per Cent	Potash Per Cent	Phos. Acid Per Cent
Cowpeas.....	10.95	1.95	1.47	.52
Red Clover.....	11.33	2.07	2.20	.38
Alfalfa.....	6.55	2.19	1.68	.51
Timothy.....	7.52	1.26	.90	.53
Wheat Straw.....	12.56	.59	.51	.12

The renovation of soils through the use of Cowpeas depends largely on the use to which they are put. The stubble and roots contain considerable fertilizer, and the nitrogen is mostly gain. Among legumes, the Cowpea stands first and pre-eminent as a crop producer of fertilizer nitrogen. It may be grown between crops of wheat and thus furnishing nitrogen for many successive crops.

The soil improvement is well illustrated by an examination of the foregoing table. A ton of Timothy hay contains 25 pounds of nitrogen, 18 pounds of potash and 10 pounds of phosphoric acid. All this must be supplied by the soil. A ton of Cowpea hay contains 40 pounds of nitrogen, 30 pounds of potash and 10 pounds of phosphoric acid, of which only the latter two need be supplied by the soil. Suppose both are returned to the soil in the shape of farmyard manure; estimating roughly, in the case of timothy, the soil received back what it gave to the timothy, but in that of the Cowpea it receives not only what it gave but 40 pounds of nitrogen in addition thereto.

SAVING FOR HAY

Cowpea hay is best if cut and properly cured when the earliest pods begin to ripen. This hay cures slowly and is subject to heating—similar to Red Clover—for which reason it needs to be thoroughly dry before it is stacked or mowed in a barn. Unnecessary handling causes loss of leaves and should be avoided. The haymaking should begin only when the weather promises to be fair. Curing cannot be "rushed" like that of grasses, hence it is better to allow the crop to become a trifle over-ripe rather than attempt to save it in rainy weather. The dry yield is usually from two to three tons per acre, and no hay crop of that size can be cut, dried and stored without great labor.

E. A. Martin Seed Co., Jacksonville, Fla.:

Gentlemen—Please send us as soon as possible 4 pounds Livingston Globe Tomato seed C. O. D. We have used your seed in the past and find them very satisfactory.

Fort Pierce, Fla.

Respectfully.

COWPEAS—Continued

The Cowpea can be grown in all parts of the country where Dent Corn succeeds. Thorough preparation of the soil before planting is profitable for Cowpeas as for any other crop; the greater the care in this respect, the greater the satisfaction and profit in the yield.

Cowpeas may be planted whenever the ground is warm enough for planting beans and melons.

Drill planting requires less seed and more cultivation, and the yield is usually heavier than when sown broadcast.

When saved for hay the crop should be handled like Red Clover, but must not be baled until some weeks after it is gathered, or before it is thoroughly dry. Its yield is usually from two to three tons of dry hay per acre.

The Cowpea is one of the best plants for temporary pastures, and by a proper selection of varieties, gives good grazing from early summer until late fall. As a grazing crop it is especially valuable for producing milk, growing young stock (especially pigs), and fattening all kinds of domestic fowls and animals.

The Cowpea is one of the most effective fertilizing plants. It draws nitrogen from the air, and in this way obtains and stores this otherwise most expensive element of fertility free of cost.

A heavy growth of vines usually pays better grazed or made into hay; a light crop on stiff soil is more profitable ploughed under green and a light crop on very sandy soil, or on soil liable to wash during winter, is best to leave to decay on the surface of the ground.

Hay made from Cowpeas is very rich in protein, and if mixed with that of any of the true grasses the feeding value of the mixture is far greater than either fed alone.

Cowpea hay is an excellent substitute for wheat bran, is comparatively cheaper, and therefore of special value to dairymen.

When grown together there is very little trouble in handling Cowpeas and Corn for the silo, and the combined silage is of much better quality than that made from corn alone.

The Cowpea can be used to great advantage as a green manure crop at any time during the summer and in almost every crop rotation.

The Cowpea can be grown successfully over a wider extent of territory and on a greater variety of soils than any other legume, and there are few farms on which it cannot find a profitable place.



Cowpea Plant

COWPEAS WILL DO MORE FOR YOUR LAND THAN ALL THE FERTILIZERS THAT HAVE EVER BEEN PUT ON IT. GIVE IT A CHANCE TO ENRICH YOUR FARM.

Sow at the rate of 1 1/2 to 2 bushels per acre, broadcast.

MARKET PRICES

When this catalogue goes to the printer, it is impossible to make prices that are exact for the spring season on Cowpeas, Velvet Beans, Millet, Sorghum, Kafir Corn, Beggar Weed, etc. Write for prices when ready to buy.

MONEY SAVED IS MONEY MADE

Plant more Peas, Velvet Beans, Millet, Sorghum, Corn and other feed crops. The whole South and especially Florida should raise more grain and forage.

Whippoorwill.—A favorite early bunch-growing variety; has brown-speckled seed which are more easily gathered than from the vine-growing sorts. This variety is a prime favorite on account of its early maturity and habit of growth. 1 lb., 25c; 2 lbs., 45c, postpaid.

Black.—This variety, while a little later than Whippoorwill, produces more growth of forage and is consequently better for cutting and as a soil-improver. It makes large yield of peas. We consider Black Cowpeas the best sort for general soiling or hay purposes which can be used in this latitude. 1 lb., 25 cts., 2 lbs., 45 cts., postpaid.

Clay.—A favorite variety; grows similar to Black, but produces a little more vine. The color is a little darker than the Wonderful, or Unknown, being light brown. 1 lb., 25 cts., 2 lbs., 45 cts., postpaid.

Wonderful, or Unknown.—This makes an enormous growth of vine, but requires the full growing season to make a crop. In yield and growth the vine surpasses many of the varieties of Cowpeas, and it yields very largely of peas. This variety should be planted early in order to come to full maturity. 1 lb., 25 cts., 2 lbs., 45 cts.

Red Ripper.—A very productive vigorous-growing sort, and is much earlier than either the Clay or the Unknown. 1 lb., 25 cts., 2 lbs., 45 cts., postpaid.

Iron.—A variety of Cowpeas which is remarkable for its vigorous growth and disease-resistant qualities, and is especially adapted for hay or forage, as it retains its leaves and foliage better and longer than other kinds. On account of its disease-resistant qualities, it is especially valuable in some sections of the South, as it is entirely resistant to the attacks of the wilt-fungus, root-knot worm or nematode, and will produce a good crop on pea-sick land where other varieties will fail to make a crop. Even if this Pea did not have the above remarkable qualities to recommend it, it would be a most valuable variety and one that is destined to come into general use. It is medium early, very prolific bearer of Peas, and is also particularly valuable for hay and forage. The seed of this variety is also smaller than the average Cowpea, consequently it does not require so many seeds to an acre as other varieties. 1 lb., 25 cts., 2 lbs., 45 cts.

Brabham Pea.—New. Best known as Speckled Rio. A sixty-day, two-crop Pea. A hybrid of Iron, has the earliness of Whippoorwill, and the wilt-resistance and the other resistant qualities of the Iron. A small, hard, speckled Pea, about the size of Iron and New Era. Will make two crops. Agricultural tests (Washington) yield from Brabham 20 per cent more hay than Iron, and 27.1 bushels of seed as against 15.6 of Iron. A Florida grower says: "Brabham Peas made the finest lot of vines I ever saw." As the New Era in the middle portion of the United States has taken the place wholly of the Whippoorwill, so the Brabham, on account of its wilt-proof qualities, will supplant in turn the New Era. This is the most valuable Pea today in America. On account of its size, one bushel will go as far as one bushel and a half of the larger Peas. Vigorous, prolific seed, hard, and retains vitality. Holds leaves better than others. Can be planted with fall grain, will lie in the ground all winter, and will germinate next spring. A Florida grower says: "My twenty acres of Brabhams made an astonishing amount of vines which were cut for hay, and from the stems a second growth came which made a full large crop of Peas." 1 lb., 25 cts., 2 lbs., 45 cts., postpaid.

TABLE OR EATING PEAS

The following are Peas used most for table use:

Large Black Eye and Large Yellow Eye.—Both of these make a profitable crop; are grown purposely for dry Peas for winter, or green Peas for the summer. 1 lb., 25 cts., 2 lbs., 45 cts., postpaid.

Little Lady Peas are small Peas and exceedingly prolific for table use. 1 lb., 25 cts., 2 lbs., 45 cts., postpaid.

Crowder.—The most popular sort for table use. 1 lb., 35 cts., 2 lbs., 60 cts., postpaid

CANADA FIELD PEAS

Price on application.

This is in no sense a cowpea, but resembles an ordinary garden or English Pea in looks of seed and growth. It is extremely hardy, a great soil-enricher and makes the most delicious hay. Should be sown two bushels to the acre; it is better though to sow with oats or other winter grain to hold the vines up, using one bushel of Peas and one-half the regular quantity of grain. Both are cut at the same time.

MARTIN'S Seeds.....

Have made good with both the Small Gardener and Farmer and the One's who plant thousands of acres.

It will pay you to look over Our Catalog carefully

AND PLANT ONLY MARTIN'S HY-TEST SEEDS.

MARTIN'S HY-TEST OATS



Field of Fulghum Oats

Inferior Seeds are at the most expensive at any price. Plant only the very best seeds. Martin's 'Hy-test' seeds will please you.

Prices subject to change without notice
Write for prices in large quantities
From 2 to 3 bushels to plant an acre

FULGHUM OATS.

This new Oat has won a great reputation in the last two years and we cannot recommend it too highly to our customers. The grains and stalks are as large as the Appler and are double the size of the Texas grains. It is about three weeks earlier than the Appler and is as early as the light, thin, unsatisfactory spring "Burt" Oat. It is sturdy in habit and not apt to blow down. Has long drouth-resisting taproot. Matures evenly. The earliness of the Fulghum Oat affords a valuable opportunity for the earlier planting of other crops and for early spring feeding. It is rust-proof, cold-resistant and quite beardless and drills in the machine better than Appler.

You should include Fulghum Oats in your order. Our seed is carefully cleaned and of the strongest vitality. Peck, 75c; bu., \$2.00; 5 bu. lots, \$9.25.

Note—**For Winter Grazing.**—In Florida and the Southern states there is an increasing demand for quick grazing crops. Oats take an important place in supplying this demand and our demonstration and information has proven the **Fulghum** to be one of the most satisfactory varieties that can be planted. While we emphasize this Oat for grazing we must not take from it any of its good qualities as a grain producer and we don't hesitate to say it is the best general purpose oat that can be planted. Our seed of this variety has been carefully selected and especially grown for us for years and are the highest quality selected seed oats that can be produced. The pedigree of the seed must be considered. Martin's Hy-Test Fulghum Oats are pedigreed.

TEXAS RED RUST-PROOF.—There is no better Oat than the Texas Red Rust-proof, providing one gets the genuine Oat, grown in the State of Texas. It is safe to say that 75 per cent of the Oats sold as Texas Rust-proof never grew in that state. Farmers should be more careful in purchasing their seed Oats. The Texas Oats are heavy grains, nearly all of them having a distinctive beard. Color varies, according to the season. They are largely planted in the spring and early fall. Two bushels should be sown to an acre. Peck, 60c; bu., \$1.50; 5 bu., \$7.00.

THE FAMOUS 100-BUSHEL.—The claim for this Oat is that it is an improved type of southern Oat, rust-proof, has heavy grains, large straw, and is extremely productive. While the claim for it is extra productivity, we certainly cannot, nor can anyone else, guarantee 100 bushels to the acre, but it should come as near or nearer to it than many other Oats on the market. Peck, 65c; bu., \$2.00; 5 bu., \$9.25.

BURT—The Burt Oat is an extremely early variety, producing an abundance of straw of good length. It is the best poor-land oat known, also the safest and earliest to plant in the spring. The grain is small, light, slim and, under favorable weather conditions, is of a very light straw-color. A good percentage of the grains have beard, and are frequently borne in clusters of two. The genuine Burt Oat is a sure header, coming to maturity ten days to two weeks before Rust-proof. Two bushels of Burt Oats should be used in seeding an acre, and, where they are to be made into hay, three bushels will be found profitable. We sell great quantities of these Oats for fall planting, and when properly put in, they go through the winter all right and come in extremely early in the following spring. The standard weight of Oats is 32 pounds to a bushel. Price on application. Peck, 60c; bu., \$2.00; 5 bu., \$8.75.



Field of Burt or 90-day seed Oats

HY-TEST SEEDS ARE TESTED AT ROSELAND FARMS

TRY THIS **THE DASHEEN** IT'S WORTHY
A ROOT CROP FOR THE SOUTH
USED AS A TABLE FOOD AND AS AN EXCEPTIONAL HOG FEED

Dasheen.—Approved by U. S. Department of Agriculture as a substitute for Irish potatoes. Are more nutritious, far more productive. Baked, are better than Irish potatoes. Cook in a dozen different ways. Get Dasheen Bulletin from Agricultural Department at Washington. Two hundred to four hundred bushels per acre. Crop matures in seven months. Store and keep like Irish potatoes. They keep twice as well. Forty-five to fifty pounds to one bushel. Have a sweet, nutty flavor. Gather about November 1st. Plant four feet by two feet; plant whole bulb March or April in well-drained damp rich land, and cultivate. In large use now in Florida and Southern Alabama. The whole World eats practically as much Dasheen as it does Irish potatoes. The bulbs weigh from one to one and a half pounds. Only grown on moist bottom land.

Will produce fifteen to eighteen tubers per hill (almost one peck), some four inches in diameter. Plant grows five to six feet, produces immense elephant ears and largely ornamental. Price, peck, \$1.50; bushel, \$5.00; 5 bushels, \$4.50 per bushel.



An
Excep-
tional
Hog
Feed
Also
Used
As a
Table
Food
—
Plant
It

Five-acre Field of Dasheen as it appears in October

RESULTS OBTAINED IN CULTIVATION

The first marked success in the experimental growing of Dasheens in this country was in 1909 in South Carolina. Forty bushels were harvested from one-tenth of an acre. The next year the propagation of the Dasheen was begun at the Plant Introduction Field Station, Brooksville, Fla., but it was not until the season of 1912 that a crop large enough for a wide distribution was raised. Seven acres were grown that season, though more than 2 acres of this were on what proved to be a very unsuitable land. The clay subsoil came almost to the surface in many places and in others formed "pockets," which held the excessive rainfall, to the detriment of the plants. A total yield of about 1,200 bushels was obtained.

The results for the year 1913 at the Brooksville station were much better than for the preceding year. The yield of Dasheens was about 1,400 bushels from slightly less than 5 acres, or an average of 296 bushels per acre. Several co-operators in Louisiana and Florida reported weights of 18 to 22 pounds of Dasheens from single hills.

USES

The corms, which sometimes reach a weight of more than 6 pounds each, are usually of a quality fully equal to the tubers and are excellent when baked, though occasionally one is found that, even when thoroughly cooked, proves a little too firm to be palatable. It is believed, however, that this undesirable character can be eliminated by using for planting tubers from such plants only as produce corms of satisfactory quality.

The corms may be converted into flour, which can be made into soups and gruels. Dasheen flour, when used with wheat or rye flour, makes most delicious griddlecakes, biscuits and bread. The griddlecakes do not become heavy by standing. Some 3,000 pounds of flour were produced during the season of 1912-13 from 200 bushels of corms and tubers. This flour was used experimentally by co-operators in cooking and baking.

Dasheen corms may also be forced with bottom heat in a greenhouse, and the blanched shoots, by special cooking to remove the acidity, may be used like asparagus. The shoots are very tender and have a delicate flavor, suggestive of mushrooms. There are probably few plants so well suited for forcing purposes as the Dasheen. Experiments carried on at the greenhouses of the Department of Agriculture at Washington in 1912 and in those of the Battle Creek Sanatorium at Battle Creek, Mich., early in 1913 indicate that five to eight crops of these delicate shoots can be harvested.

CULTURAL REQUIREMENTS

The Dasheen requires rich, sandy soil, very moist but well drained. The plant will not be greatly injured by occasional flooding for a short period. Such lands as the so-called hammock lands of Florida are especially adapted for the cultivation of this crop.

Tubers of 3 to 5 ounces in weight are preferable for planting. For field culture the tubers, unless very small or very large, are planted singly and entire, not more than 2 to 3 inches deep in hills 3 feet apart, the distance between rows being 4 feet. This will permit horse cultivation. In cultivating during the summer the soil should be gradually drawn to the plants and the ground kept free from weeds; they usually require little cultivation after becoming large enough to shade the ground. Well-grown plants will reach a height of 4½ to 6 feet or more by midsummer. Mulching, where practicable, will help to conserve the soil moisture and keep down weeds.

The crop matures in about seven months. It will sometimes prove advantageous in practically frost-free localities or where the roots can be protected to leave them in the ground until wanted for use or until spring.

FERTILIZER

Experiments made at the Porto Rico Agricultural Experiment Station indicate that ordinary stable manure is better suited than commercial fertilizer for use in growing Dasheens and other plants of this kind. Where there is a deficiency of potash in the soil, however, as in most of the sandy soils of the South, and especially where stable manure is not available, a fertilizer containing 10 to 12 per cent of potash should be applied. From 600 to 1,000 pounds to the acre may be used, the quantity depending upon the state of fertility of the soil. The fertilizer should be applied within a few weeks after planting, and a second application may be desirable in midsummer in some instances.

CONCLUSIONS

From the interest that has already developed among southern farmers who have become even slightly acquainted with the Dasheen, it seems probable that this crop is destined to be of great importance to this section of the country.

ORDER NOW.—Don't delay your seed order, as it is better to have seeds on hand weeks ahead ready to start planting at the proper time rather than wait one day when you need them.

RYE

Sow at the rate of from 1½ to 2 bushels to an acre.

Florida Rye (Hy-Test) is grown in Florida by responsible growers and there is no variety that will excel the **Florida Black Rye**. It is native to our state, grows off quick, stands upright, makes the most satisfactory early fall pasture that can be planted. For planting in this state next to the Florida we recommend the **Abruzzi Rye**. Sold out.

Southern Rye.—This rye has not proven very satisfactory in Florida and South Georgia. We recommend it to our customers further north of this section. It will not grow so tall or head up for cutting like the Florida Rye or Abruzzi Rye. Quart, 35c; peck, \$1.00; bu., \$3.75.

ABRUZZI RYE.


Abruzzi Rye was discovered by agents of the United States Department of Agriculture while on an exploration trip through Italy in search of valuable plants for use in this country, and was introduced for the first time about January, 1900. It came from Naples, and brought with it this record: "Abruzzes, a superior rye grown in the Abruzzi Province, a mountainous district east of Rome. This strain is one of the best grown in Italy, having made an average yield of 23.2 bushels per acre for a period of ten years."

This rye was tested by the United States Department of Agriculture, found to be valuable.

Abruzzi Rye is far superior to the ordinary rye varieties. In carefully conducted tests, we find that it will give from two to three times the amount of pasturage or forage that our ordinary varieties will.

In addition to its heavy yields, it possesses the distinct advantage of growing upright, making it easy for the animals to graze. It does not lie flat on the ground. It grows off upright from the very start.

WE DO NOT KNOW OF ANY CROP THAT WILL GIVE AS MUCH GRAZING DURING THE WINTER AS ABRUZZI RYE. Lb., 30c; 14 lbs., \$1.25; 56 lbs., \$4.50.



FIELD OF ABRUZZI RYE

WINTER BARLEY

Excellent pasture for winter and early spring, as it can be grazed without injury. Sow at rate of 1½ to 2 bushels per acre during fall or early winter. 12 lbs., \$1.25; 48 lbs., \$3.75.

KAFIR CORN

This grain makes most nutritious feed, and can be used for both stock and poultry. Kafir Corn is of vigorous growth and can be cut twice during the season if desired for fodder, and will be found most nutritious and very fattening. When used by itself, use from three-quarters to one bushel per acre, broadcast. It can be sown in connection with cowpeas broadcast at the rate of a peck of Kafir Corn to a bushel of cowpeas to the acre. Lb., 25c; 2 lbs., 40c. postpaid. Not postpaid by express or freight—Pk. (12½ lbs.), \$1.25; bu. (50 lbs.), \$4.50. Write for prices in larger quantities.

SAND OR WINTER VETCH

If wanted by mail, add for postage.

The Sand Vetch is one of our most valuable forage plants—in fact, the most valuable of all to furnish green forage in winter. It is in general use in this section by dairymen. It is a nutritious feed, fattening and, at the same time, largely increases the flow of milk. Vetch should be sown from August to December at the rate of thirty to forty pounds per acre, with three-quarters to one bushel of rye or winter oats. Vetch is a trailing plant and needs something like rye, oats or wheat to support it, holding it well off the ground and making it easier to harvest and cure. Lb., 60 cts; 5 lbs., 48 cts; 10 lbs. and over, 45 cts.



Field of Kafir Corn

ATTENTION!

**Market Gardeners
Truck Growers
Large Farmers**

We want you to go over this catalog carefully, make up a list of the seeds you need and the quantities of each, and send to us for special prices.

We are in close touch with you, understand your soil and climate, and our many years experience in the state has taught us the needs of the Florida farmer, and we are in position to serve you better than any outsider.

We have one of the largest stocks of selected and tested seed to be found in the South. We know that, quality considered, we can supply your wants at as reasonable prices as any other seedsmen or grower, and can give you quick service. We are here to serve you and hope that you will call on us often.

**THERE'S NO GUESSWORK ABOUT PLANTING
HY-TEST SEEDS**



The above photo was taken on a Florida Farm of several thousand acres for which we furnish the seed. Big planters prefer Martin's Seed. Field of Texas Seeded Ribbon Cane.

Yellow Milo Maize

This makes a thick, succulent growth of forage, very nutritious and of splendid milk-producing qualities. This, like the sorghums, can be cut over two to three times, where it is desired to cut it for green forage. Also makes excellent ensilage, or can be cured same as other sorghums. Lb., 25c; 2 lbs., 45c, postpaid. Not postpaid by express or freight—Peck (12½ lbs.), \$1.25; bu. (50 lbs.), \$4.50. Write for prices on larger quantities.

SORGHUM

Write for prices on large quantities.

The Sorghums will make a larger yield in the same length of time than any other forage crop. The use of Sorghum as a forage crop has increased very rapidly in the past few years. There is no food that is more nutritious, or more greatly relished by cattle, and it should be one of the staple crops of every southern farmer. It also makes an excellent green feed. It can be cut two or three times during a season, yielding two or three crops from one seeding. Sorghum will stand dry weather much better than millet, and is a much surer and larger yielding crop, although not quite so easy to cure for dry feed. For forage purposes, sow thickly at the rate of one to one and one-half bushels per acre, or for sorghum, sow in drills at the rate of one peck per acre.

Red-Top.—This is the best variety for forage on account of its many leaves and heavy, compact heads. Cane very sweet. Syrup darker than that of the Amber. 1 lb., 25c; 5 lbs., \$1.00, postpaid; 10 lb. lots, not prepaid, 8½c per pound.

Orange.—A little later than Amber; claimed to make a heavier yield of forage. 1 lb., 25c; 5 lbs., \$1.00, postpaid; 10 lb. lots, not prepaid, 8c per lb.

Early Amber.—Furnishes a large yield of most nutritive forage, which can be fed either green or cured, and will yield two or three cuttings a year, stooling out thicker each time it is cut. It

grows 10 to 12 feet high. Sow broadcast for forage at the rate of one to one and a half bushels per acre. When sown in drills, sow at the rate of one peck per acre in drills 3½ to 4 feet apart. 1 lb., 25c; 5 lbs., \$1.00, postpaid; 10 lbs. and over, 8c per pound, not prepaid. Write for prices on larger quantities.

Texas Seeded Ribbon Cane

This is one of the Sweet Sorghums that has been incorrectly sold as sugar cane. It is a very rank and vigorous growing sorghum, making a heavy and exceedingly juicy stalk and a large yield of syrup. It matures late but makes heavy yields of green forage for feeding live stock or for filling silos. Write for prices on large lots. 1 lb., 30c; 4 lbs., \$1.00, postpaid; 10 lb. lots or over, not prepaid, 15c; 100 lbs., \$14.00.

MILLET

Write for prices in quantity.

Makes a splendid continuous cutting forage crop.

Pearl, or Cat-Tail.—The enormous yields which are continuously cut four or five times during the season are used for both green and dry feeding, and, as it yields so largely, it is very highly prized. It grows from 10 to 12 feet high, but cutting should commence when a height of 2½ to 3 feet is attained. After being cut it will stool out enormously becoming much thicker, makes a rapid growth, and will afford three or four large cuttings during the season. It is very nutritious and is relished by all kinds of stock. If sown broadcast, twenty to thirty pounds should be used, but quicker growth and more frequent cuttings will be obtained if sown five pounds per acre in drills 3 feet apart and cultivated occasionally. Lb., 40c, postpaid; 5 to 10 lbs., 30c, postpaid. Write for prices on larger quantities.

Golden.—Choice Southern. The true Golden Millet, when properly grown and handled, makes an enormous yield of most nutritious feed, and without impoverishing the soil to any great extent. Sow thickly, about one bushel per acre, and cut while it is in bloom, before the seed hardens in the head. Sow when the weather gets warm. Two crops can be seeded and grown during the summer on the same land. Lb., 25c, postpaid. Write for prices in larger lots.

Vacant Lot Gardening

Has proved that with a small plot of ground even an amateur, if he will follow good advice, can rival the best farming records.

MARTIN'S SEEDS ARE TESTED SEED



Field of Golden Millet

**MARTIN'S
HY-TEST
SEEDS
ARE THE
BEST.**

SOJA, OR SOYBEAN

Lb., 25c; 2 lbs., 45c. Write for prices, larger quantity.

Soja or Soybeans should be planted as soon as the ground is well warmed. They withstand drought to an extraordinary degree and never fail to produce a crop. One-third to one-half bushel of seed is planted per acre, with a drill preferably, three or four inches apart in row and rows 30 inches apart.

Mammoth Yellow Soja, or Soybean.—Heavily podded with seed, and yielding 6 to 8 tons per acre. It is a variety either for feeding green or for silo, being a plant rich in nitrogen. It is unsurpassed as a soil-improving crop. Price on application.

BENEFITS FROM GROWING SOYBEANS

The soybean, like clover and alfalfa, is a legume. If properly inoculated it has the power of taking nitrogen from the air and building it up into its own tissue. If grown it increases the protein of the farm for feeding purposes and also gathers nitrogen to enrich the soil.

In contrast to field beans, the soybean has no destructive diseases which attack it. It appears to be immune from fungus diseases.

The soybean is frost resistant, excelling both field beans and corn in this respect. It is not hurt by light frost in the spring when the plant is young, and is particularly resistant to early frosts in the fall when it is nearing maturity. Soybeans fit into crop rotations when red clover fails or as a supplementary silage crop. Any soil that will grow corn will produce soybeans, and soils that are too sandy to produce corn will make yields of this crop. Soybean hay is as valuable for feeding dairy cows as alfalfa.

The soybean improves the soil; can be grown for seed; can be used as a human food; and is an excellent crop for green manuring.

The above information on the advantages of growing soybeans are given as suggestions that seedsmen may use in catalog or other advertising matter, to encourage and promote general use of this crop. Southern states have long realized the benefits to be derived from the growing of soybeans, and the acreage in the southern states is increasing each year. Northern states have been slow to utilize this crop, possibly owing to the fact that it had not always been possible to secure seed of varieties adapted to northern conditions. Now, however, seed acclimated to the north is obtainable, and as soybeans under certain conditions have many advantages, as a farm crop, a more extended use of this crop would be of benefit.



SOYBEANS FOR FOOD

The whole soybeans may be used for human food like other beans, boiled or baked alone or in combination with pork, potatoes or rice. The characteristic strong flavor of soybeans can be removed easily and completely by soaking over night in three to four quarts of water to a cup of beans. Hot water should be put into a large vessel and the beans should be suspended in a bag or collander just below the surface of the water to allow free diffusion of the substances out of the beans. The water should be changed in the morning and the beans boiled for ten to twenty minutes with a teaspoonful of soda in the water. The soda water should be poured off and the beans can then be boiled or baked in the ordinary way. Without the soda they remain rather tough and rubbery.


Attempts that have been made to use soybeans for food purposes and which have been unsuccessful are undoubtedly due to improper preparation. For this reason we are publishing above information on the subject and suggest that seedsmen in sections where soybeans are grown give as much publicity as possible to it and thus aid in increasing the consumption of them.

EGYPTIAN WHEAT


Plant in rows 3 feet apart, 10 lbs. to the acre, or broadcast 30 lbs. per acre.

A new grain which is creating quite a sensation in the South and West. A letter from one of our Florida customers stated that this, when planted early in the season, produces two crops of seed and forage from one planting, and states that for flour, feed and grain it will equal anything in the United States, while for chickens, hogs, sheep or horses it at all times takes the place of corn. This Shalu or Egyptian Wheat should be planted at the same time as sorghum or kafir corn, and planted in drills 18 inches apart. It stools out after the first cutting, producing the second growth equally as good as the first. In harvesting the seed, the tops are cut off and cured in a dry place and threshed out. For forage the stalks can be mowed the same as grass. It starts its growth again very quickly after cutting, and will, in favorable weather, mature a second crop within about sixty days after the first cutting.

We recommend this new forage plant to our customers, believing that it will prove to be a most desirable plant, particularly as a forage plant and for raising a most desirable and nutritious grain for food for poultry and other stock. Lb., 30 cts.; 4 lbs., \$1.00, postpaid. Write for price in quantity.



Heads of Egyptian Wheat



Field of Egyptian Wheat and Cowpeas on large Florida Farm. Martin's Hy-Test Seeds Used here.

MARTIN'S HY-TEST GRASSES

RHODES GRASS

Rhodes Grass, scientifically known as *Chloris gayana*, is a good hay and pasture grass and does very well on good farm lands. It stands drouths very well. It is better adapted to truck than to cotton lands.

The earliest record that we find of the grass in this country is in 1902, when Dr. David G. Fairchild, Agricultural Explorer, secured a bag of the seed in South Africa. It was then attracting a great deal of attention in that country.

TIME OF SEEDING

Experience with it in Florida indicates that April and May in the spring, or October and November in the fall, would be the most favorable times for seeding in Northern Florida. This same time would probably suit Central and Southern Florida as well as any other time of the year. The seed should be sown in a seedbed thoroughly prepared, and covered very lightly. It must, however, be in contact with moist soil to germinate readily. Under favorable conditions germination will take place in about three days, and the seedlings may be expected to show themselves above ground in a week.

With good seed, 10 lbs. to the acre will be sufficient for a good stand.

PREPARATION OF THE LAND

Rhodes Grass seed is very small, consequently the seedlings will be quite weak, so that the land should be prepared with great thoroughness. It should be broken up as deeply as for any other farm crop, then worked perfectly smooth with the harrow and the seed sown. After the seed has been sown it will be found advantageous to run a roller or some other similar farm implement over the soil to compact the surface and cause the seed to come in close contact with moist soil.

CROP

The amount of hay that can be made per acre off Rhodes Grass varies from a fraction of a ton up to 4 or 5 tons, but one should be satisfied with 3 or 4 tons on land that is considered good for general cropping purposes. It will not need reseeding for several years. A considerable amount of hay can be made in the summer from seed sown in the spring. The first cutting will come off during the rainy portion of the year and one or two mowings later when the dry weather has set in. It grows continuously throughout the year if not injured by heavy frosts. It makes a good grazing grass and is equally good for hay purposes. Its nutritive value runs about the same as crab grass or timothy. Price, per lb., 75c; 5-lb. lots and over, 70c lb. Write for special prices in large quantities.

Kentucky Blue Grass

It is rather sensitive to heat, but not so to cold weather, and on this account does its best in the fall, winter and spring. It grows slowly at first, forms a very compact turf, making a fine pasturage when once established. It is much the best, however, to combine other grasses with it for either lawn or pasturage. Sow in the spring or fall. Lb., 75c; 5-lb. lots, 65c per lb.



Field of Natal Grass

NATAL GRASS

This grass (*Tricholaena rosea*) is an annual grass from South Africa, which is now commonly grown in many tropical and semi-tropical countries. Sometimes it is called "Australian Redtop," or "Hawaiian Redtop," but is not related to the true redtop. It was introduced into Florida some twenty years ago. It is now grown in Marion, Lake Sumter, Orange and Polk counties, and to some extent in all parts of South Florida.

Natal Grass is sometimes confused with Rhodes Grass. However, there is no likeness between the two, except that they are both of African origin. In the Natal Grass the seeds are borne in loose pink downy branching sprays, the color of which fades to almost white when the seed is matured.

Natal Grass makes its best growth on any good vegetable land. It will grow on quite sandy soil, but will not produce as good yields as it will on the better soils.

The preparation of the seedbed for Natal Grass is similar to that for any other cultivated crop. It is not necessary to prepare a deep seedbed, but it is essential to see that the surface is well pulverized. Plow the land "broadcast" to a depth of four to six inches. Then prepare the seedbed by the use of the harrow. If the surface is rough, it may be necessary to harrow the field several times. The tooth harrow or the Acme harrow are two good implements that can be used to advantage for this work.

The seed may be sown broadcast, or it can be planted in rows eight or ten inches apart. The seed is very light and fluffy and it is difficult to scatter it uniformly over the surface of the soil. This, however, can be overcome to a considerable extent if the seed is mixed with moist sand. If the sand is made too wet it will not be possible to get an even distribution. It will require ten to fourteen pounds of seed to plant an acre. It will always be found best to use a liberal quantity of seed, so as to get a good stand.

Gainesville, Fla., June 8, 1917.

E. A. Martin Seed Co.,
Jacksonville, Fla.:

Dear Sirs—I was very much pleased with all seeds purchased from you last spring, and hope to do some business with you in the future.

Very truly,

DON'T FORGET

To order early as it is "First to Come, First Served." Be sure of getting your seeds by ordering NOW.



Field of Rhodes Grass

Don't think that because the war is over that we will not need to raise so much food and feed-stuffs. WE MUST RAISE MORE.

SEEDS, BULBS, PLANTS, GARDEN AND POULTRY SUPPLIES

NATAL GRASS—Continued

Care should be taken not to cover the seed too deeply. If the seed is covered too deeply a poor stand is likely to be the result. The seed is very small, and it is not possible for it to come through a heavy covering of soil.

Natal Grass seed is widely distributed by the wind, and it may come up from seed in cultivated fields or elsewhere like crab grass. It is more or less winter-killed in central Florida, but farther south, or in warm winters, it may live over from one season to the next. There should be no fear of it becoming a pest in cultivated fields, for it can be eradicated without difficulty. It ripens seed uniformly, so if it is made into hay just before it blooms, no seeds will be scat-

tered, and next year there will be little or no Natal Grass in that field.

If the seed is sown about May 1, the first crop of hay will be ready for harvesting about July 15. Natal grass requires about eighty to eighty-five days from seeding to maturity under favorable conditions.

The average yield of hay per acre at the experiment station during the past four years has been about one and a quarter tons. The heaviest yield of hay during one season was 2.6 tons per acre, this being the yield of two cuttings. The soil upon which it was grown is what is classed as high pine land, such as would produce 15 to 20 bushels of corn per acre. Price, 40c per lb.; 5-lb. lots, 35c per lb.; 10-lb. lots, 30c per lb., postpaid. Will be pleased to quote prices in larger quantities.

SUDAN GRASS

This new introduction has been very generally sown all throughout the country the past year. It is proving a remarkable success wherever it has been sown, and is destined to become one of the standard summer grass and forage crops, and that it will largely supersede millet and other summer forage crops is confidently predicted. Millet only produces one crop a year; Sudan Grass will produce two or three good cuttings each season, and cures up splendidly, making a most nutritious and desirable forage or hay crop. From our own and our customers' experience, we strongly recommend liberal seedings of this grass everywhere that a summer forage or grass crop is desired. It is unquestionably a great hay-producing crop, both in quality and yield.

SOWING THE SEED.—The seed should not be sown until the ground and weather become warm, in this section not earlier than the middle of March. Can be sown either in drills from 18 inches to two feet apart at the rate of about 10 lbs. per acre, and cultivated, or can be broadcasted or drilled thickly at the rate of 25 to 30 lbs. per acre.

The hay should be cut as soon as the grass is fully headed, and early cuttings are especially advisable where more cuttings per season are expected. The grass can be cut with a mower, the same as other grasses. Sudan Grass stools out thickly after the first cutting, and makes a thicker growth for the second and third cuttings than for the first cutting.

Sudan Grass is an annual, and requires to be sown each season.

Pound, 40c; 10 lbs., not prepaid, 30 cts; 100 lbs., 25 cts.

Write for prices on large quantities.

BERMUDA GRASS

One of the most valuable pasture grasses.

Sow at the rate of 7 or 8 pounds per acre.

This is a most valuable perennial pasturage grass all through the South, and also produces good yields of hay. It is very well adapted to light soils, and in some sections of the south is the only pasturage grass that will make a good sod on this class of soil. It also does very well on clay and loamy soils. It is rather late in starting in the spring, but stands hot, dry weather remarkably well, making a most valuable summer pasturage grass. It will furnish more summer pasturage during hot, dry spells than any other grass we have ever had experience with. It is rather difficult to eradicate when once established, but this is also a strong recommendation wherever permanent grass is desired. Provided proper methods are used, however, Bermuda Grass land can easily, if desired, be planted in other crops, the only requirement being that the Bermuda Grass sod be deeply plowed and thoroughly inverted, so as to give the crops that are planted on same a good start, when the shade from these will prevent the Bermuda Grass from growing. 1 lb., \$1.00, 10 lbs., 75 cts. per lb. postpaid. Special prices on larger quantities.

TEOSINTE

Sow in drills 3 1/2 to 4 feet apart; sow at the rate of from 3 to 4 pounds per acre.

Enormous-yielding continuous-cutting forage crop. We strongly recommend this to be generally sown, as it will furnish a continuous daily supply of most nutritious green food for horses and all kinds of cattle all through the summer. It also makes splendid dry fodder, yielding enormously and being more nutritious and even better relished by all kinds of stock than corn fodder. In appearance it somewhat resembles Indian corn, but the leaves are much larger and broader and the stalks contain a sweeter sap. It stools out enormously after being cut. 1/4 lb., 30 cts.; 1 lb., \$1.00, postpaid. Write for prices on larger quantities.

CHUFAS

Hognut; Ground Almond. Perennial.

They are an excellent hog food. Chickens and turkeys are also especially fond of them, so that a crop, when grown, can be fed to both poultry and hogs. The flesh of the Chufa is especially juicy and delicious. Be sure and get supply in January. Demand is a late as June; soak the seed a week. Plant one peck per acre in rows 2 1/2 feet apart; do not be too deep or hill up; give two plowings and hoeings. If you get a bad stand, pull out shoots from growing plants and plant and use these. Grow just under the surface like all grasses. Mature in October and lie in ground till eaten. Grow best on well-manured, sandy soil. 1 lb., 35 cts., postpaid; 11 lbs., \$2.25. Write for prices in larger quantities.



Sudan Grass—Man in Photo is 5 ft. 11 inches tall

Martin's Seeds are Tested in Florida, at Roseland Farms, under Florida Conditions—They're the Kind to Plant for SURE Results

Fort Pierce, Fla.

E. A. Martin Seed Co., Jacksonville, Fla.:

Gentlemen—Please send me your price and descriptive catalog as I and several others wish to take some garden seeds north.

Several of us who took them north last year were very much pleased.

Very truly,

E. A. Martin Seed Co., Jacksonville, Fla.:

Dear Sirs—We received the seed O. K. first of March. Best seeds we ever had. Martin Seeds, I think, are the best and I will recommend them to all my friends.

Yours truly,

ITALIAN RYE GRASS

Sow from 6 to 8 bushels per acre for lawns.

One of the most valuable grasses for fall planting, a quick grower, an annual, dying out the first summer. It is used mostly in Florida as a lawn grass, and makes one of the quickest growths that can be planted. It is generally sown over Bermuda or other lawn grass and will make a green lawn till spring. We are selling a great quantity of this each season, and the sale is steadily increasing. Prices by mail, postpaid: 1 lb., 40c; 5 lbs., \$1.50; 10 lbs., \$2.75; not prepaid: bu. (20 lb.), \$4.25.

NAPIER GRASS

The quickest growing and heaviest producing Forage Plant yet discovered, furnishes plenty of green food the year round. It will do well planted any day in the year, and will cut a crop every sixty days from the time planted all during the summer and fall and should be grazed all winter. Has cut over fifty tons green silage per acre. Makes the finest of hay with high government analysis.

Free booklet, giving full details and valuable data and containing actual pictures of many successful growing fields.

Can fill orders promptly for strong roots from old plants at \$100.00 per 1,000.

Matured Joints ready for setting, \$3.00 per 100, or \$25.00 per 1,000.

MAMMOTH RUSSIAN SUNFLOWER

The best variety for the farmer. Makes heads nearly double the size of the common kind, and makes a much larger yield of seed. Will yield under favorable conditions, 40 to 60 bushels to the acre, and yields of as high as 125 bushels have been reported under exceptionally favorable conditions. It is highly recommended for poultry and is the best egg-producing food known, and the leaves make excellent fodder, relished by all kinds of stock. The seed is a good food for horses. It is claimed in some sections that the growth of the Sunflower near the house acts as a preventive of malaria. 1 lb., 40c; 5 lbs., 35c, postpaid; 10 lbs., 30c, not prepaid.

BROOM CORN

Improved Evergreen.—The best variety for cultivation, on account of color and quality of brush; ripens very early, grows about 8 or 10 feet high, brush of good length, fine and straight and always of green appearance when ripe. In diversifying your crops, you will find this a good and profitable crop to try, for much interest is being manifested by southern farmers in the growth of broom corn brush for the market. Parties who have made the experiment report a very profitable business, as there is unlimited demand for good brush at a very high price. To grow broom corn successfully, the ground should be rich and well prepared. Plant seed in rows



Pure-bred Duroc Hogs at Roseland Farms—Pure-bred Live Stock Pays

3 feet apart by 18 inches. The plants should be cultivated soon as they are out of the ground. Harvesting should be done when the seed is in a soft, milky condition. Plant 10 to 15 pounds to an acre. Price per lb., 25c, postpaid.

Write for prices in larger quantities.

Japanese Buckwheat

Entirely distinct from all other varieties. It has the advantage of remaining for some time in bloom, and produces seed earlier. It resists drought and blight very well. The seed is rich dark brown in color and larger than Silver Hull. As much as forty bushels to the acre has been harvested of this variety, making it very profitable to raise. Lb., 25c, postpaid; bu., \$4.75.

Fort Meyers, Fla.

E. A. Martin Seed Co., Jacksonville, Fla.:

Gentlemen—The Sweet Potato slips have come to hand all right; they are good, strong plants and well-rooted. Thanks. Shall look for balance of order next week.

Very truly yours.



Heads of Feterita

Feterita

Feterita.—No new thing is offered in this catalog until after it has been thoroughly tried. That is why we receive so many favorable testimonials each year. But of the many non-saccharine sorghums offered in this book none have proven more popular from the start than Feterita, on account of its astonishing growth after it becomes well rooted. Every testimonial received expresses astonishment at its rapid growth.

The grain has about the same feeding quality as Egyptian Corn or Milo Maize; yields from two to three tons of grain per acre. It is bothered very little by birds, as they are unable to shell it out and waste it. The seed is more susceptible to cold than other sorghums, therefore should not be planted so early, nor should it be planted in cold soil. For both the excellence and abundance of forage it cannot be excelled when cut young, and for grain it is equal to any quality, but ahead of others for yield.

Lb., 30c. Write for quantity prices.
10-lb. lots and over, not prepaid, about 12½c per lb.

**MARTIN'S
HY-TEST
CLOVER
SEED**



Field of White Clover

White.—Well known. It forms a thick, close turf, is excellent to sow for pastures, especially on sandy soils, and should enter into the composition of all lawn mixtures. Alone, it requires four to six pounds per acre; in mixture, from one to two pounds. Lb., \$1.00, postpaid. Lots 5 to 10 lb., 75c per lb.

Crimson.—Recommended for fall seeding and should be more largely used in the southern states. Produces an excellent hay and fine winter pasture. This is one of the finest of all soil-improving crops. Sow at the rate of 12 to 15 pounds per acre. Per lb., 40c; 5 lbs., 35c. For larger quantities write.

Burr Clover.—Sold in burrs unhulled. A perennial legume. Plant two bushels per acre. Sow July to last of November. Smoothly harrow land and cover only one-third inch in depth. It is better to plant on thoroughly plowed ground and level and sow the burrs directly on top of the land. Our Burr Clover is all fresh. Burr Clover in the burr will not come up if plowed under; and if on account of a dry season there is not sufficient moisture to wet the seed in the burr, they will not come up. Incorrect planting and bad seasons

so often prevent germination that we refuse in any wise to become responsible for the crop. All our seeds are tested, but if you do not accept seed without a guaranteed crop on our part, kindly return them. Sprouts with fall rains and matures about May 20th. If cut or grazed, maturity is June 10th. When seeds ripen, plant land in corn or cotton, etc. For cattle and hogs scatter seed in corn late

Burr Clover Seed

in summer, harrowing over with "Joe Harrow;" comes up in October. Turn cattle and hogs in in winter up to April 1st, and then let it go

to seed. Furnishes immense grazing for cattle, sheep and hogs in winter. Makes fine hay. Poor clay land planted in Burr Clover will increase fertility yearly. One planting lasts a lifetime. Burr Clover and Bermuda Grass make a splendid combination for pasture or lawn, which is green all the year. Sow Burr Clover (5 to 6 seeds are in each burr) in September or October by running a disc over the Bermuda sod, then sow Burr Clover and drag the land, or sow directly on top of Bermuda sod. In sensational and tremendous demand throughout the South. Burrs carry inoculation. This is fine for a winter pasture and cover crop. It seeds and dies in May or June, and will come again in the fall. In the burr, price per lb., 25c; bu., \$2.50.

Recleaned, 40c lb., postpaid.

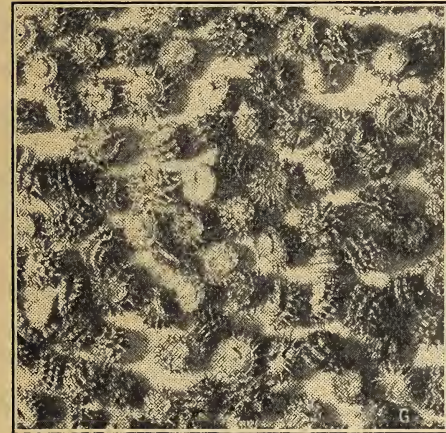
**ALFALFA
or LUCERNE**



Sow broadcast from 25 to 30 pounds per acre.

The acreage devoted to Alfalfa is increasing very rapidly all through the southern and middle states, as wherever it succeeds it proves very convincingly its value as one of the most profitable and satisfactory crops that can be grown on the farm. Alfalfa will do well on any good loamy soil, but the land must be well and thoroughly prepared and contain plenty of vegetable matter or be well enriched by the liberal application of well-rotted stable manure. A heavy application of lime is also of decided benefit. It is also decidedly preferable to sow it on land that has a porous or gravelly subsoil that the roots can penetrate. Alfalfa is a deep-rooting plant and will give best results on soils of this character. Prices by mail, postpaid: lb., 75c; 10 lbs., \$6.50; not prepaid by express or freight, about 50c. Write for quantity prices.

See page 52 for descriptive matter and prices on Mulford Cultures for better crops of clovers, alfalfa, peas, beans, vetch, peanuts, etc.



**ALFALFA AND HOGS—
There Should be More of
Both in Florida. It's a
Combination that is Hard
to Beat. Raise More Live
Stock—Plant More Alfalfa.**

In These Times of High Labor Prices—Don't Risk Your Crop by Planting Cheap Seed—Plant Hy-Test Seeds Always

JAPAN CLOVER *Lespedeza striata*

One of the Most Valuable of Grazing and Soil-Improving Crops; Also Makes a Splendid Nutritious Hay Crop



Japan Clover is one of the most valuable crops for the entire South, and is rapidly increasing in popularity wherever it is grown. Its greatest value is as a soil-improving and grazing crop. It is also very largely grown as a hay crop, producing large yields of the best hay, superior in nutritive value to timothy hay.

Once started, it soon spreads and takes possession of the land, making a steady growth of the finest and most nutritious pasturage, greatly relished by horses and all farm stock. It succeeds everywhere throughout the Southern and Middle States, taking possession even of stony hillsides and barren or waste lands. It also does well on low or wet lands, and a combination of Red Top (Herd's Grass) with Japan Clover on this class of soil furnishes excellent grazing. In places where it was sown several years ago it was found spreading all over the neighborhood, along the roadsides, ditch banks, and over neglected fields; at the same time it is easily subdued by cultivation, and does not in any way prove a pest to cultivated crops.

It will succeed if sown broadcast on old pastures, broom-sedges, etc., without any special preparation, and will soon spread and grow thickly all over the fields where put in, even taking the place of and driving out broom-sedges and wire grass. For sowing in woods that are used for grazing, or anywhere under the shades of trees, where other grasses do not succeed well, Japan Clover is to be strongly recommended, as it succeeds and does better under dense shade than any other grass or clover. All throughout the summer it makes a dense green carpet, which is very attractive and desirable.

It is best not to graze Japan Clover too early the first season, so as to give the seed time to mature and fall, which it is constantly doing all summer from the axil of the leaves. After the first season it can be grazed at any time. We do not recommend this clover for land that can be successfully grown in other grasses or clover in this section, but on waste land or poor, worn-out soils it will furnish excellent, nutritious pasturage, and at the same time improve the condition and productiveness of these poor lands to a considerable extent.

Sow at the rate of 10 to 15 lbs. per acre in March or April. It does not make much showing the first year the seed is sown. Price 50c per lb.; 5 lb. lots, 40c per lb., postpaid. Not prepaid by express or freight, peck (6¼ lbs.), \$2.25; bu. (25 lbs.), \$9.00. Write for prices in larger quantities.

SEED TABLE

	Lbs.	Pounds per	
	Bu.	acre	
Alfalfa—Broadcast.....	60	18—20	
Barley.....	48	72—96	
Blue Grass—Kentucky.....	14	30—40	
Bermuda Grass.....		4—6	
Broom Corn.....	46	4—5	
Buck Wheat.....	50	50—	
Clover, Alsike.....	60	10—15	
Clover, Mammoth.....	60	10—15	
Clover, Red, alone for forage.....	60	10—15	
Clover, Bur (in bur).....	10	20—30	
Clover, Sweet, hulled.....	60	10—15	
Clover, Sweet, unhulled.....	30	15—20	
Clover, White.....	60	6—8	
Corn.....	56	7—8	
Cowpeas.....	60	60—120	
Crimson Clover.....	60	18—20	
Hungarian Millet.....	50	40—50	
Kafir Corn in drills.....	50	4—6	
Lespedeza.....	25	25—	
Millet, Golden.....	50	40—50	
Meadow Fescue.....	24	25—35	
Oat Grass, tall.....	14	28—30	
Oats.....	32	64—90	
Orchard Grass.....	14	21—28	
Peanuts.....	22	1½ Bu.	
Popcorn.....	56	5—7	
Potatoes.....	60	8—10 Bu.	
Rape in drills.....	50	2—4	
Rape in broadcast.....	50	6—8	
Red Top, solid seed.....	30	10—12	
Rye.....	56	56—84	
Rye Grass.....	20	30—50	
Sorghum, forage broadcast.....	50	50—100	
Sorghum for seed or syrup.....	50	2—5	
Soy Beans, broadcast.....	60	60—90	
Sudan Grass in drills.....	50	3—5	
Timothy.....	45	10—15	
Timothy and Clover.....			
Timothy.....		8	
Clover.....		6	
Vetch, Hairy (drilled plus 30 lbs., small grain).....	60	30—	
Velvet Beans.....	60	10—12	
Wheat.....	60	60—75	

GOURDS

One ounce will plant 25 hills.

Culture.—Gourds are tender annuals, and should not be planted until all danger of frost is over, and not less than 6 feet apart each way, in good rich loam. Three plants in a hill will be sufficient to leave at the last hoeing.

Prices are by mail postpaid.

Dipper.—This, like the Sugar Trough, has a thin but hard shell, and can readily be made to serve useful purposes. Pkt., 10c; oz., 35c.

Fancy Varieties Mixed.—This is a collection of the ornamental and fancy sorts, fine for shade and their unique fruits. Pkt., 10c; oz., 35c.

Japanese Nest-Egg.—Fruit small and creamy white; it exactly resembles the eggs of a hen. Pkt., 10c; oz., 35c.

Rag, or Dish-Cloth.—The peculiar interior of this is useful in the kitchen, when properly prepared; also a fine ornamental climber. Pkt., 10c; oz., 35c.

Sugar Trough.—These Gourds grow to hold from four to ten gallons; shells light, but very hard and durable, and are readily made into useful household utensils. Pkt., 10c; oz., 35c.

We give no warranty, express or implied, as to description, quality, productiveness, or any other matter of any seeds, bulbs or plants we send out, and we will not, in any way, be responsible for the crop. If the purchaser does not accept the goods on these terms, they are at once to be returned.

Courtenay, Fla., March 24, 1917.

E. A. Martin Seed Co., Jacksonville, Fla.:

Gentlemen—Inclosed find order and money order for Sweet Potato Plants. Last year we purchased some plants from you and you treated us so well that we are going to try you again.

Respectfully,

LIVE STOCK AND POULTRY

At the present prices of Cattle, Hogs, Poultry and Eggs, an unusual opportunity is presented for the Florida Farmer to make real money. To make the largest margin of profit.

RAISE YOUR OWN FEEDSTUFFS

Cultivate every possible acre of ground and help reduce the High Cost of Living.

INCREASE YOUR BANK BALANCE

MARTIN'S VELVET BEANS

WE SELL CARLOADS OF VELVET BEAN SEED.

A few years ago we only had one variety of Velvet Bean, the late speckled. We now have several varieties. We consider that the Late Speckled Velvet Bean, 100-day Speckled Velvet Bean and the Chinese Velvet Bean are the leading varieties. We will have these. Write us for prices. We are headquarters for Velvet Beans. Write us for prices on all varieties of Velvet Beans.

The Popular Forage and Soil-Producing Plant.

If planted in drills, 1 ½ pecks to an acre; broadcast, 1 bushel to an acre.

Makes an Enormous Growth for Forage—The Cheapest and Best Soil Improvers—Also Makes Splendid, Nutritious Fall and Winter Grazing.

Velvet Beans make an enormous growth of vines; greater, in fact, than any other known forage plant, in the same length of time, far surpassing the cowpea in yield. Velvet Beans are usually planted in rows four to five feet apart, at the rate of about half a bushel per acre. As a soil improver they are considered superior to cowpeas, as they make so much larger growth and so much heavier amount of foliage. The proportion of nitrogen contained in the vines is about the same as in cowpeas, as they make so much larger growth and so much heavier amount of foliage, the total amounts of nitrogen and humus added to the soil are correspondingly larger. A crop of three tons will add as much nitrogen to the soil as will a ton of cottonseed meal, while the amount of humus will be three times as great.


Also makes splendid, nutritious fall and winter grazing.—In the South, Velvet Beans are used very largely for winter grazing, and for that purpose it is one of the best crops that can be grown on the light soils and in the long season of the Gulf Coast and Florida. The crop should be allowed to grow until December or until killed by frost, after which it can be grazed through the winter, as the vines, leaves and pods decay very slowly, and remain palatable a long time. Early in the year, the crop remaining on the ground is usually plowed under as a soil improver, and adds very materially to the condition and productiveness of the soil.

Georgia or 100-Day Velvet Beans.—This new Velvet Bean is creating a sensation wherever it is planted. It is the quickest-growing and earliest maturing of the Velvet Beans, and is well adapted for growing in districts further north than Velvet Beans ordinarily have been grown. It will succeed and mature from Virginia southward, and will make a large growth in more northerly sections, even where it does not mature the seed.

It makes a wonderful soil-improver and forage crop, and the best of grazing for cattle, and is, in our opinion, destined to very largely take the place of other Velvet Beans all through the East and Middle South. Pkt., 10 cts., 1 lb., 25 cts. Write for prices on larger quantities.

Florida Speckled Velvet Beans.—The kind most generally and largely grown. Makes a very strong-growing vine; has dark purple flowers in short clusters. The beans nearly round in shape, and borne in a dark velvety pod about three inches in length. Pkt., 10 cts.; pound, 25 cts. Write for prices in larger quantities.

Chinese Velvet Beans.—This new Velvet Bean is rapidly coming into great popularity wherever it is grown, on account of its earlier maturity than the regular velvet bean. It makes even a ranker and larger growth of vines and leaves than the regular Speckled Velvet Bean, and is of more value for soil-improvement. It grows off vigorously from the start, and is better adapted for planting in more northerly districts than other kinds. The use of Velvet Beans, both as forage and grazing and soil-improving crops, is increasing everywhere, and the quicker growth of this variety will make Velvet Beans more generally planted than heretofore. Price: 25 cts. pound. Write for prices on larger quantities.



Florida Speckled Velvet Beans. Vine 25 feet long and contains 100 pods.

THE TIME OF RIPENING VELVET BEAN VARIETIES

In North and West Florida, late varieties of Velvet Beans, like the Florida, the Lyon, and even the Chinese, rarely ripen all their pods before frost. In Central Florida the caterpillar usually attacks the vines badly about September; so that, unless the fields are sprayed, the late beans may be a failure. Some early Velvet Beans may require to be harvested in time to prepare the ground for the winter crop. Where the caterpillar is absent, early beans may be sown as late as June, and still give a fair yield.

For the last four years observations on the time of flowering of the different varieties have been made at the experiment station. Special attention was given to this point in 1915, when all varieties were planted on May 3, at equal depths and distances.

EARLY VELVET BEANS.

1. The Georgia Velvet Bean had its flowers on July 9; its blooming period was over on August 6; its pods all dry before September 9.
2. The Yokohama Velvet Bean flowered, in 1914, at about the same time as the Wakulla, and its pods were dry at the middle of September.
3. The Wakulla Velvet Bean bloomed on the average on July 15; its blooming period was over on August 10; and its pods were dry, on the average, on September 12.
4. The Apopka Velvet Bean bloomed, on the average, on July 22; its flowering period was over on August 18; and its pods were ripe by September 14.

MEDIUM EARLY VELVET BEANS.

5. The Osceola Velvet Bean flowered, on the average, on August 2; its blooming period was not over until September 2; and its pods were ripe about September 25.
6. The Chinese Velvet Bean bloomed on and after August 13. Its blooming period was not over till October 6, some of its leaves having been destroyed by caterpillars. On November 5, its pods were mostly dry.
7. The Alachua Bean bloomed about August 13. It also was attacked by caterpillars. Its pods were not all ripe by November 5.

LATE VELVET BEANS.

8. The Florida Velvet Bean flowered, on the average, on September 14. It was badly eaten by the caterpillar. Many of its pods were unripe on November 5.
9. The Lyon Velvet Bean bloomed in 1915, about September 6. It was badly eaten by caterpillars. Many of its pods were still green on November 5.



Hogs Grazing on Rape at Roseland Farms

Dwarf Essex Rape for Winter Forage

In drill, 4 to 5 pounds to an acre; broadcast, 7 to 8 pounds. Lb., 30c; 5 to 10 lbs., 25c per lb.; 15 lbs., 17 1/2c per lb.

Dwarf Essex Rape is a crop well suited to Florida conditions. It is excellent for feeding hogs, dairy cows, and sheep, as it will produce many tons of good nutritious feed per acre at a time of the year when green feeds are scarce. Throughout a large portion of the State, farmers and stockmen could, with advantage, grow more of the succulent forage crops for feeding stock during the autumn and winter months, when the supply of grass and other green forage is often limited. Such crops may usually be grown on land that has already produced an early maturing crop. One of the best of these succulent crops is perhaps Dwarf Essex Rape—a plant closely related to the cabbage, turnip and mustard.

HOW TO PLANT

Rape may be planted in drills or sown broadcast. If the ground is badly infested with seeds of noxious weeds, it will be better to plant in drills and give some cultivation. Rape is rather a slow grower at first, but after reaching the height of three or four inches, it grows rapidly. If planted in drills, the drills should not be more than two feet or two and a half feet apart. We think that more satisfactory results will be obtained if it is planted in drills, for the following reasons: First, there is less waste when pastured, as stock naturally walk between the rows, and so do not trample as many plants or leaves under foot. Second, less seed is required. Third, drilling permits cultivation, insuring larger yields. The amount of seed required per acre will vary from three to five pounds, according as it is planted in drills or sown broadcast.

The seed may be sown at any time from the fifteenth of September to the fifteenth of December. The farmers of West Florida will find it best to plant during the latter part of September, while those of Central and South Florida can plant later in the season.



One Plant Dwarf Essex Rape



The Trouble Team at Roseland Farms
(They cause plenty of trouble)

Market Gardeners, Truck Growers, Large Farmers Attention!

We want you to go over this catalog carefully, make up a list of the seeds you need and the quantities of each and send to us for special prices.

We are in close touch with you, understand your soil and climate, and our many years' experience in the state has taught us the needs of the Florida farmer, and we are in position to serve you better than any outsider.

We have one of the largest stocks of selected and tested seed to be found in the South. We know that, quality considered, we can supply your wants at as reasonable prices as any other seedsman or grower, and can give you quicker service. We are here to serve you and hope that you will call on us often.

SEEDS, BULBS, PLANTS, GARDEN AND POULTRY SUPPLIES



Field of Giant Beggar Weed, or Florida Clover

A Few cents more per acre for Martin's Hy-Test Seeds will return you a few dollars more per acre in return. Good Seeds are Good Sense

RICE

First, break and harrow land; in other words, put land in first class order.

If land is to be irrigated, plant in drills 15 inches from center to center, 2 bushels to acre.

If not to be irrigated, plant in rows 2 feet apart, using a thimble full of seed to the hill. Hills 1 foot apart.

Keep well cultivated as you would any other crop.

Our sales have doubled on Rice in the past two seasons.

Upland Rice.—Very popular crop. Should be cultivated on every farm in the South. Several years' experience has demonstrated the fact that Rice can be as successfully grown on high lands as elsewhere. Lb., 25c; 10 lbs., \$1.75; 40 lbs., \$6.50.

Directions for Planting Upland Rice.—On lands that hold moisture well, plant anywhere. On dry or sandy land, Rice is planted in the low places. Prepare the land and cultivate as for corn, except the rows are only 22 to 24 inches apart, so that one furrow in each middle, with an 18-inch sweep, usually suffices for a working, and the hills just far enough so it can be hoed. Plant early in April. Furrows are opened and the seed covered in any way most convenient at the time, just so the seeds get a little dirt over them. Drop fifteen to twenty seeds in each hill and leave all that come up. Cultivate for moisture and to keep down grass and weeds until Rice begins to head. Ripens last of August or early in September. Color tells when ripe.

Lowland Rice.—Lb., 25c; 10 lbs., \$1.75; 40 lbs., \$6.00.

GIANT BEGGARWEED or FLORIDA CLOVER

Broadcast, 10 to 12 lbs. to an acre.

A crop of immense value for restoring fertility to worn-out or depleted soils. On sandy lands of the Southern states it is probably the most valuable forage plant which can be sown, besides being of immense benefit to the soil. Its growth is immense, sometimes attaining a height of 6 feet; is densely covered with leaves; yields both hay and pasturage abundantly, and is of high nutritive value, many farmers estimating its feeding value equal to clover. Sow any time after frost; if in drills, 3 feet apart, three to four pounds per acre, or broadcast, ten to twelve pounds per acre; covering 1 to 2 inches. If cut when 2 feet high, either for hay or green food, it will branch out from the roots, producing successive crops. Lb., 85c, postpaid. Write for special price on large quantities.

HOG GOOBERS

This is one of the greatest hog feeds there is. Comes in pods like peanuts, except that the pods are single; are very large—as large as the end of your thumb. Pods are thick on vines, peas inside are single. It is a hog crop; the taste of the pea is somewhat between that of the peanut and the field pea. They will not sprout in the ground, but they will remain there all winter. Average yield, fifty to seventy-five bushels per acre. They are generally planted in drills about 8 to 10 inches apart, and are planted with hull on, though they can be planted same as peanuts. It will take about 3 pecks to plant an acre, if drilled in rows about 3 feet apart. Write for prices in quantities. 1 lb., 30c, postpaid; 5-lb. lots, 25c per lb., not postpaid; 10-lb. lots, 20c per lb., not postpaid.

COMBINE PROFIT AND PLEASURE

As a paying proposition, as well as a most enjoyable pastime, a vegetable garden should be considered, for 50c worth of seed will not only supply a good-sized family with vegetables the entire spring and summer, but leaves a surplus that may be sold at a good market price.

Much is being written every day in magazines and newspapers upon the advisability of reducing the cost of living. In no way can it be better accomplished than by clearing up the waste places on the farm and in the garden and planting them with vegetables. A few cents expended in seeds, an hour or two of labor each week, will give surprising results. Even the back yard of a city or suburban residence can be transformed into a productive source of supply for the family.

ORDER EARLY

ARE YOU RAISING POULTRY?

If not you are overlooking one of the most profitable investments you can possibly make. Both poultry and eggs are demanding unusually high prices and will for some time. Get in the Poultry business now and make big money.

PEANUTS FOR PROFIT

The peanut plant belongs to the same family of plants as do clovers, alfalfa, and peas and has the power, through the agency of bacteria in its roots, to draw nitrogen from the air for its own growth and to store it for crops to follow.

The Soil.—Peanuts do well on most soils that are well drained and do best on loose sandy loam soils of medium fertility.

The soil should be prepared thoroughly as for any other crop, because this will make less work in taking care of the growing crop.

Fertilizers.—When barnyard manure is used it should be applied to the preceding crop in order that the peanuts may get the resultant effect.

Commercial fertilizer may be applied in the bed of the row just previous to the planting of the crop.

Apply 200 to 500 pounds per acre of a fertilizer containing 2% of nitrogen, 8% of phosphoric acid and 4% to 5% potash.

The per cent of nitrogen should be increased if a previous green manure crop has not been turned under.

Soils low in lime should receive an application of 500 to 600 pounds of lime to encourage proper ripening of the fruit.

Varieties.—There are two general types of peanuts; first, those with large pods, the North Carolina Runner and Virginia Bunch type; second, those with small pods, Spanish and Tennessee Red type.

The Virginia type are used chiefly for roasting purposes; the others are recommended for oil content and as forage crop.

PLANTING.

Selection of Seed.—Careful selection of seed is just as important with peanuts as with corn or cotton.

The best of the crop should be saved for seed and planted in a special seed patch.

An ideal plant should produce a large number of pods well filled with seed that is uniform in size, shape and color.

Preparation of Seed for Planting.—The large pod varieties of peanuts are always shelled before planting, care being used not to break the seed covering.

Spanish peanuts may be planted with or without the pod.

To hasten germination soak the pods a few hours just previous to planting.

Distance Apart of Planting.—Plant in rows 2 to 3 1/2 feet apart, with the plants 6 to 12 inches apart in the row, depending upon the variety.

Method of Planting.—Mark the field off in rows as in corn planting and use a one-horse planter similar to the one-horse cotton planter. For hand planting open up the rows with a small shovel marker and drop in seed at proper distance. Cover to a depth of 1 1/2 to 2 inches.

CULTIVATION.

Begin cultivation with a harrow as soon as crop is planted, as in corn.

After the crop is well up start cultivating between the rows with a small shoveled cultivator and keep the soil in a loose condition for pod setting.

It is desirable to force loose dirt with the cultivator up to the plant, but do not cover the vines.

HARVESTING.

Run an implement under the rows so as to cut off the plant just below the ground so they can be taken out by hand or with a fork. Then turn a furrow away from the row on either side and remove the plants, placing them in windrows and later stack the vines in shocks about short poles.

These shocks should be so built that the pods are in the center and each shock should taper off toward the top and be capped with hay. After the pods are dry, which takes at least two weeks, the pods are removed by hand or machinery. The hay is then used for feeding stock.

SMALL SPANISH PEANUTS

1 1-2 bushels of unshelled Peanuts will plant an acre.


In addition to their value for growing for the nuts, these are very largely used as a forage and fattening crop for hogs and other stock. They are early to mature, very productive, and, in the South, where they can be planted, two crops can be made in a year, the tops making a hay crop and the nuts a grain crop. In harvesting, the nuts hang to the vine, and the tops and nuts are fed together to hogs, cows and horses as a whole grain ration. Spanish Peanuts grow in more compact form than the Virginia Peanuts, making it possible to grow them closer, making the cultivation easier also. The nuts are produced closer in a bunch, making them easy to save. While the nuts are smaller, they are very much sweeter and of finer flavor than the larger sorts, and the "pops" so common in large varieties are seldom found in the Spanish. These and Chufas are two of the best crops in the South for fattening hogs, and no Southern farm, where stock is raised, should be without them. Price on application.

The North Carolina Runner and Small Spanish are planted for hog feed. The Improved Spanish or Valencia is planted for parching or the vendor trade. We are large contractors. Prices on application.



Spanish Peanuts

Hudson Midget Sprayer



Hudson Midget Sprayer

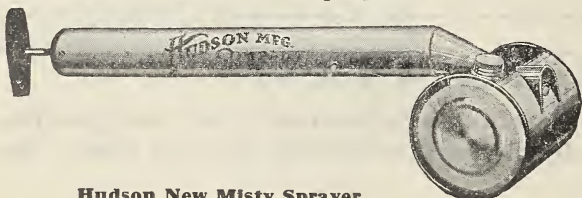
A small, well-made sprayer which will handle all kinds of liquids perfectly. The pointed nose of the pump passes through the tank, making a very strong and durable sprayer. Pump 1 1/4" diameter, 10" long; Tank 3" diameter, 3" long; capacity 3/4 pint; Length over-all 14"; 50 cts.; postpaid.

HUDSON NEW MISTY SPRAYER (NO. 4512)

The best-selling quart-size sprayer. Made of good stock and carefully tested. The nose of the pump passes thru the top of the can, keeping the air nozzle and spray tube always in line and adding great strength to the whole sprayer. Every one carefully tested and will give more service for the investment than any others of its type.

Pump 1 1/4" diameter, 14" long, pointed nose, selected plunger leather and heavy rod.

Tank 4" diameter, 4 1/2" long, lock seamed. Capacity one full quart. Length over-all 21"; 75 cts.; postpaid.



Hudson New Misty Sprayer

HUDSON PERFECTION (NO. 110) COMPRESSED AIR SPRAYER

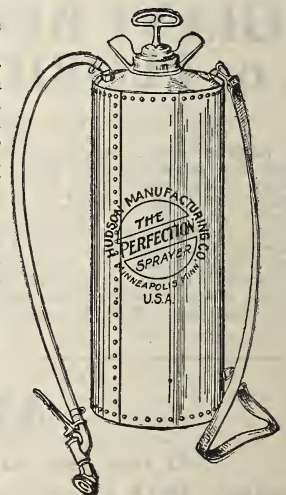
The Hudson Perfection Sprayer has a tank made like a steam boiler. The all-riveted seams give the necessary strength for developing a high pressure, which is absolutely essential for good results. The pump is placed inside the tank where it can not become damaged, and it is threaded at the top so that it can be easily removed.

Pump 1 1/4" diameter, 15" long, seamless brass tubing, with brass valve. Has ample capacity to maintain a high pressure and even discharge.

Tank 7 1/2" diameter, 20" long, capacity four gallons. Made of first quality galvanized steel or all brass.

The discharge hose is attached in such a way as to eliminate the wire spring found on other models, and is equipped with our Perfection Shut-off Nozzle, which will operate perfectly at all times.

This sprayer is furnished with an all brass pump and either galvanized or brass tank. An ideal outfit for general service; \$8.50 each express collect.



Hudson Perfection Compressed Air Sprayer

Seasons and Dates for Planting Vegetables and Other Crops in Florida

The following lists include what experience demonstrates can be successfully grown each month as the season most suitable for each variety comes around in the several sections of the state.

However, as the seasons vary and differ according to the climate or the locality, one's own experience or that of some successful neighbor is the best guide for planting that can be suggested.

NORTH AND WEST FLORIDA

January.—Asparagus seed, Brussels Sprouts, Cabbage seed and plants, Cauliflower seed, Collards, Leek, Lettuce, Mustard, Onion sets, Radishes, Rape, Spanish Onion seed, Tomato seed, Turnips.

February.—Asparagus seed, Early Corn, Brussels Sprouts, Cabbage, Carrots, Collards, Eggplant seed, English Peas, Irish Potatoes, Kale, Leek, Lettuce, Onions, Parsley, Parsnip, Pepper seed, Rutabagas, Salsify, Spinach, Beets.

March.—Beans, Beets, Brussels Sprouts, Cantaloupes, Carrots, Collards, Cowpeas, Cucumbers, Early Corn, Eggplant, English Peas, Irish Potatoes, Kale, Kohlrabi, Leek, Okra, Parsley, Parsnip, Pepper, Pumpkin, Radish, Rape, Rutabagas, Salsify, Squash, Sugar Corn, Watermelons, Tomatoes, Turnips

April.—Beans, Cantaloupes, Cowpeas, Cucumbers, Eggplant, English Peas, Irish Potatoes, Kohlrabi, Lettuce, Okra, Parsley, Parsnip, Peppers, Pumpkins, Radishes, Rutabagas, Squash, Sugar Corn, Sweet Potatoes, Tomatoes, Turnips, Watermelons.

May.—Beans, Butter Beans, Cantaloupes, Cowpeas, Cucumbers, Eggplant, Okra, Peppers, Pumpkins, Squash, Sugar Corn, Sweet Potatoes, Tomato plants and seed, Watermelons.

June.—Butter Beans, Cowpeas, Eggplant, Peppers, Squash, Sweet Potatoes, Tomatoes, Watermelons.

July.—Cowpeas, Eggplant, Parsley, Peppers, Pumpkin, Rutabagas, Squash, Sweet Potatoes, Tomato plants and seed, Watermelons.

August.—Beans, Beets, Cabbage, Cauliflower seed, Carrots, Cowpeas, Cucumbers, Collards, Eggplant, Irish Potatoes, Kale, Kohlrabi, Okra, Onions, Rape, Rutabagas, Salsify, Spinach, Squash, Tomatoes, Turnips, Celery seed.

September.—Beets, Brussels Sprouts, Cabbage, Carrots, Cauliflower plants, Celery plants, Collards, Cowpeas, English Peas, Irish Potatoes, Kale, Leek, Lettuce, Mustard, Onion sets, Parsnip, Radishes, Rape, Rutabagas, Salsify, Spinach, Turnips.

October.—Beets, Bermuda Onion seed, Brussels Sprouts, Cabbage, Carrots, Cauliflower plants, Celery plants, Collards, Kale, Leek, Lettuce seeds and plants, Mustard, Onion sets, Parsnips, Radishes, Rape, Spinach, Turnips.

November.—Beets, Brussels Sprouts, Cabbage seeds and plants, Carrots, Collards, Kale, Lettuce, Mustard, Onion sets, Parsnip, Radishes, Rape, Spinach, Turnips.

December.—Cabbage plants and seed, Collards, Leek, Lettuce plants and seed, Mustard, Onions, Radishes, Rape.

CENTRAL FLORIDA

January.—Asparagus seed, Brussels Sprouts, Cabbage seed and plants, Cauliflower seed, Collards, Leek, Lettuce, Mustard, Onion sets, Radishes, Rape, Spanish Onion seed, Tomato seed, Turnips, Eggplant seed.

February.—Asparagus seed, Early corn, Beans, Brussels Sprouts, Cabbage, Cantaloupes, Carrots, Collards, Cucumbers, Eggplant seed, English Peas, Irish Potatoes, Kale, Leek, Lettuce, Onions, Parsley, Parsnip, Pepper seed, Rutabagas, Salsify, Spinach, Windsor Beans, Beets.

March.—Beans, Beets, Brussels Sprouts, Cantaloupes, Carrots, Cauliflower, Collards, Cowpeas, Cucumbers, Early Corn, Eggplant, English Peas, Irish Potatoes, Kale, Kohlrabi, Leek, Okra, Onion, Parsley, Parsnip, Pepper, Pumpkin, Radish, Rape, Rutabagas, Salsify, Squash, Sugar Corn, Watermelons, Tomatoes, Turnips.

April.—Beans, Cantaloupes, Collards, Cowpeas, Cucumbers, Eggplant, English Peas, Irish Potatoes, Kohlrabi, Lettuce, Okra, Onion plants, Parsley, Parsnip, Peppers, Pumpkin, Radishes, Rutabagas, Squash, Sugar Corn, Sweet Potatoes, Tomatoes, Turnips, Watermelons.

May.—Beans, Butter Beans, Cantaloupes, Collards, Cowpeas, Cucumbers, Eggplant, Okra, Peppers, Pumpkins, Squash, Sugar Corn, Sweet Potatoes, Tomato plants and seed, Watermelons.

June.—Butter Beans, Cabbage seed, Cauliflower seed, Celery seed, Cowpeas, Eggplant, Peppers, Squash, Sweet Potatoes, Tomatoes, Watermelons.

July.—Cabbage seed, Cantaloupes, Cauliflower seed, Celery seed, Cowpeas, Eggplant, Parsley, Peppers, Pumpkin, Rutabagas, Squash, Sweet Potatoes, Tomato plants and seed, Watermelons.

August.—Beans, Beets, Cabbage, Cauliflower seed, Carrots, Cowpeas, Cress, Cucumbers, Collards, Eggplant, Irish Potatoes, Kale, Kohlrabi, Okra, Onions, Rape, Rutabagas, Salsify, Spinach, Squash, Tomatoes, Turnips, Windsor Beans, Celery seed.

September.—Beets, Brussels Sprouts, Cabbage, Carrots, Cauliflower plants, Celery plants, Collards, Cowpeas, Cucumbers, English Peas, Irish Potatoes, Kale, Leek, Lettuce, Mustard, Onion sets, Parsnip, Radishes, Rape, Rutabagas, Salsify, Spinach, Squash, Turnips.

October.—Beets, Bermuda Onion seed, Brussels Sprouts, Cabbage, Carrots, Cauliflower plants, Celery plants, Collards, Kale, Leek, Lettuce seed and plants, Mustard, Onion sets, Parsnip, Radishes, Rape, Spinach, Turnips.

November.—Beets, Brussels Sprouts, Cabbage seed and plants, Carrots, Collards, Kale, Lettuce, Mustard, Onion sets, Parsnip, Radishes, Rape, Spinach, Turnips.

December.—Cabbage plants and seed, Collards, Leek, Lettuce plants and seed, Mustard, Onions, Radishes, Rape.

TAMPA, ORLANDO, TITUSVILLE AND SOUTHWARD

January.—Beans, Beets, Brussels Sprouts, Cabbage plants and seed, Carrots, Cauliflower seed, Collards, Eggplant seed, Irish Potatoes, Kale, Kohlrabi, Lettuce, Mustard, Radishes, Rape, Spanish Onion seed, Spinach, Tomato seed, Turnips.

February.—Adams' Early Corn, Beans, Beets, Brussels Sprouts, Cabbages, Cantaloupes, Carrots, Cucumbers, Eggplant seed, Irish Potatoes, Kale, Lettuce, Okra, Onions, Pepper seed, Spinach seed, Spinach, Squash, Windsor Beans.

March.—Beans, Beets, Brussels Sprouts, Cantaloupes, Cauliflower, Cowpeas, Cucumbers, Early Corn, Eggplant, Irish Potatoes, Lettuce, Mustard, Okra, Onions, Pepper, Pumpkins, Radish, Squash, Sugar Corn, Tomatoes, Watermelons.

April.—Beans, Collards, Cowpeas, Cucumbers, Eggplant, Kohlrabi, Okra, Radishes, Squash, Sugar Corn, Sweet Potatoes, Tomatoes, Onion plants, Pepper, Pumpkins.

May.—Beans, Butter Beans, Cowpeas, Eggplant, Okra, Peppers, Pumpkin, Squash, Sugar Corn, Sweet Potatoes, Tomatoes.

June.—Butter Beans, Cabbage seed, Celery seed, Cowpeas, Eggplant seed, Peppers, Squash, Sweet Potatoes, Tomato plants and seed, Watermelons.

July.—Cabbage seed, Cantaloupes, Celery seed, Cowpeas, Eggplants and seed, Peppers, Pumpkins, Squash, Sweet Potatoes, Tomato plants and seed, Watermelons.

August.—Beans (snap), Cabbage seed, Cantaloupes, Carrots, Cauliflower seed, Collards, Cowpeas, Cucumbers, Eggplant, English Peas, Irish Potatoes, Kale, Kohlrabi, Lettuce, Mustard, Onions, Peppers, Pumpkins, Radishes, Rape, Rutabagas, Spinach, Squash, Swiss Chard, Tomatoes, Turnips, Windsor Beans.

September.—Beets, Brussels Sprouts, Cabbage plants and seed, Carrots, Celery seed and plants, Collards, Cowpeas, Cucumbers, English Peas, Irish Potatoes, Kale, Lettuce, Mustard, Onion sets, Radishes, Rape, Rutabagas, Spinach, Squash, Swiss Chard, Turnips.

October.—Beets, Bermuda Onion seed, Brussels Sprouts, Cabbage plants and seed, Carrots, Celery seed, Collards, Kale, Lettuce plants and seed, Mustard, Onion sets, Radishes, Rape, Rutabagas, Spinach, Swiss Chard, Turnips.

November.—Beets, Brussels Sprouts, Cabbage plants and seed, Carrots, Celery seed and plants, Collards, Kale, Lettuce, Mustard, Onion sets, Radishes, Rape, Rutabagas, Spinach, Swiss Chard, Turnips.

December.—Cabbage plants and seed, Celery plants, Collards, Lettuce plants and seed, Mustard, Onion sets, Radishes, Rape, Spanish Onion seed, Swiss Chard.

SELECTION OF SEEDS

While this list of seeds does not embrace all the numerous varieties that are advertised in the various catalogues of the country—many of which are obsolete, and the same seed often passing under half a dozen names—it does embrace all the leading standard varieties that have been tested and known to be adapted to our soil and climate.

Truck farming is a great industry in Florida. Each new season adds thousands of acres of her virgin soil to the production of vegetables for the Northern and Western markets, and as the time rolls on, experience will point the way to a success of greater magnitude than has hitherto been attained elsewhere.

A WORD FROM TAMPA, FLORIDA.

Your **SLUG SHOT**, of which I have used quite a little, is certainly fine for killing Red Spider, Aphid, Cut Worms, etc. I do a little gardening after office hours and have a great many fine trees and shrubs on my home place. I used **SLUG SHOT** and it helps materially on Asters, Tomatoes, Chrysanthemums, etc. I have quite a little trouble with Mildew on Roses, and I would like to have about twenty-five pounds. We are troubled with the Mildew mostly in the Spring and Fall months. Our Roses are generally outdoor stock. Yours very truly,

(Signed) HARRY PLAYER.

INSECTICIDES AND FUNGICIDES

Poisons cannot be sent by mail—Either express or freight.

Never has there been a time when it was so necessary to properly conserve and protect fruit and vegetable crops as today.

Every facility that science commands should be brought into use to combat the multitude of insect pests and fungus troubles which now make it impossible to successfully grow truck crops, and insure sound, healthy fruit and vegetables without timely and proper spraying.

To meet the increasing demand for dependable spraying materials we have enlarged this department of our business, and we now carry a full and complete line of insecticides, fungicides, etc., of proven merit, and we are prepared to supply our customers with the spraying materials, also spray pumps and other equipment needed for successfully fighting all insect pests and plant diseases. Every grower should keep in mind that to "Spare the spray spoils the fruit."

PARIS GREEN

Of the many spray poisons on the market, Paris Green is probably the oldest and most used. It is especially effective against the potato bug, and in poisoned bait for cut-worms, mole-crickets, etc. For spraying use 1 to 2 teaspoonfuls to one gallon water. For bait use 1 tablespoonful to one quart shorts or bran, mixing with syrup. Prices: ¼ lb., 25c; ½ lb., 45c; 1 lb., 85c; 2 lbs., \$1.65; 5 lbs., \$4.00.

DRY POWDERED ARSENATE OF LEAD

This preparation has maximum killing power, speedy action and unquestionable effectiveness in controlling leaf-eating and chewing insects. It may be used on tender plants without burning the foliage, and its adhesiveness causes it to cling a long time. For seed fruits and truck crops use 3 to 4 level tablespoonfuls to one gallon water. For stone fruits use 2 to 3 tablespoonfuls to one gallon water. Prices: ½ lb., 40c; 1 lb., 70c; 5 lbs., \$3.25; 10 lbs., \$5.00.

DRY LIME-SULPHUR

The use and success of Lime-Sulphur Solution is known to practically every fruit grower in the country, and every grower is also familiar with the inconvenience and unpleasantness of handling Liquid Lime-Sulphur. Dry Lime-Sulphur is Standard Lime-Sulphur Solution in dry powdered form, having all the advantages of the liquid material, but eliminating its disadvantages. Its effectiveness has been proven by many large fruit growers. For dormant spray use 8 to 10 level tablespoonfuls to one gallon water. Summer spray for Seed Fruits, 1 to 2 tablespoonfuls; Summer Spray for Stone Fruits, ¾ to 1 tablespoonful. Prices, 1 lb., 30c; 5 lbs., \$1.25; 10 lbs., \$2.30.

TUBER-TONIC

Dry Powdered Tuber-Tonic is a combination spray, having the desirable quick-killing properties of Paris Green, the adhesiveness of Arsenate of Lead, and the fungus preventive qualities of Bordeaux Mixture. Many large potato growers have used Tuber-Tonic with splendid results. Use 8 to 9 level tablespoonfuls to one gallon water. Prices, ½ lb., 35c; 1 lb., 55c; 5 lbs., \$2.50; 10 lbs., \$4.50.

FUNGI-BORDO

Dry Powdered Fungi-Bordo is a true Bordeaux mixture in dry powdered form, requiring only to be mixed with cold water to give a standard Bordeaux Mixture spray. The convenience of having Bordeaux Mixture in dry powdered form will be instantly recognized by all fruit growers. Use 7 to 8 tablespoonfuls to one gallon water. Prices, 1 lb., 35c; 5 lbs., \$1.60.

INSECTO

Dry Powdered Insecto is a combination of Bordeaux Mixture and Arsenate of Lead, developed especially to save the grower the time and trouble of making up and combining Bordeaux Mixture and Arsenate of Lead Mixture. It is especially recommended for fruit trees, garden crops and potatoes. For general Truck Crops and Seed Fruits, use 8 to 9 level tablespoonfuls to one gallon water. Stone Fruits: 5 to 6 tablespoonfuls to one gallon water. Prices, 1 lb., 50c; 5 lbs., \$2.25; 10 lbs., \$4.00.

LIQUID BORDEAUX MIXTURE

(In pulp.) The common fungicide, used to repel such insects as flea-beetles, etc., and in combination with certain arsenicals, makes a spray that will kill both fungi and biting insects. Tobacco may be mixed with Bordeaux to kill sucking insects. Price per one quart can, 90c.

PHENOLA

A combined white cold water paint and disinfectant. For use in poultry houses, stables, outhouses, etc. Prices, 1 lb., 25c; 5 lbs., \$1.00; 10 lbs., \$1.90.

TOBACCO DUST

Genuine Tobacco Dust, ground fine for use in the home garden and truck field. Full nicotine strength, free of sticks, grit and other foreign matter. Prices, 1 lb., 20c; 5 lbs., 85c; 10 lbs., \$1.50.

DUSTING SULPHUR

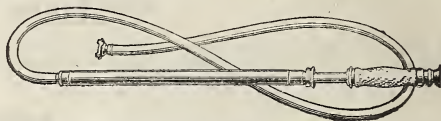
Sulphur is especially valuable against red spider on strawberries, mildew of beans and "white mold" of tomatoes. Apply when plants are wet with dew. Prices, ½ lb., 15c; 1 lb., 20c; 5 lbs., 85c; 10 lbs., \$1.50.

STEARNS' ELECTRIC PASTE

For killing Land Crabs, Rats, Mice and Roaches, everyone should use Stearns' Electric Paste. Most effective remedy known. Prices, 2-oz. box, 35c; 10-oz. box, \$1.50. Write for special prices on quantity orders.

Note.—Insecticides of a poisonous nature can't be sent by mail. Must go express or freight.

The Standard Spray Pump



The Bucket Outfit—with 3 ½ feet of hose.

The Standard Spray Pump is in reality, simply a very carefully designed and accurately made "Squirt Gun," provided with a proper outfit of nozzles.

Its plan of operation is quite different from other types of spraying apparatus since the hose is used on the suction end instead of the discharge end. This makes it possible to use the pump with a bucket, barrel, tank or knapsack, depending upon the number of trees or the kind of spraying to be done.

For bucket use a 3 ½-foot length of hose is supplied. To use it with barrel or tank for a large orchard, a longer hose up to 25 or 30 feet is desirable. The work of spraying is all done from the ground. No ladders or platforms needed. Since a large tree can be completely sprayed with ten or a dozen strokes of the pump, the work is done rapidly and at a minimum of labor.

For spraying young or scattered trees or truck crops such as potatoes, tobacco, etc., the knapsack and short extension are used. With these attachments the Standard will spray potatoes one row at a time at the rate of an acre an hour or better.

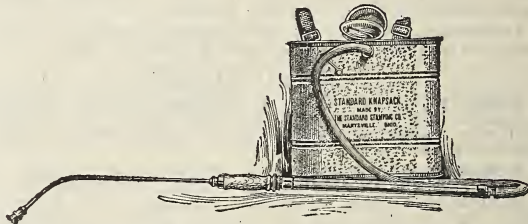
What the Standard Will Do

- Spray orchards, large or small.
- Spray vineyards and bushes.
- Spray potatoes and all truck crops.
- Spray Whitewash.
- Spray Cattle Dip and disinfectants.
- Spray the tallest fruit trees FROM THE GROUND.
- SAVES OVER HALF THE TIME and does its work thoroughly.
- THE STANDARD IS MADE ENTIRELY OF BRASS. NO LEATHER PACKINGS. NO IRON CASTINGS TO RUST OR DECAY.
- NOTHING TO GET OUT OF ORDER.

WARRANTED FOR FIVE YEARS.

PRICE LIST.

The Standard with 3 ½ ft. of hose and full set of nozzles, each	\$5.00
Knapsack attachments, each	3.50
Extensions, 19 inches long, each	1.00
Extra Hose, per foot	.20



The Knapsack and Extension attached to the Standard—For Potatoes, Truck Crops

"BLACK LEAF 40"

Nicotine Sulphate—40% Nicotine

This is the insecticide that is so highly recommended by Experiment Stations. It destroys Aphis (plant lice), Thrips, Leaf-hoppers on all tree, bush and vine fruits, vegetables, field crops, flowers and shrubs; also Apple Red Bug, Pear Psylla and similar soft-bodied sucking insects—all without injury to foliage.

May be combined with other sprays. Highly concentrated. Soluble in water—easy to mix—does not clog nozzles.

You can not go wrong by ordering "Black Leaf 40" for sucking insects.

PRICES

1 oz.—	0.30—	makes 6 gallons spray
½ lb.—	1.15—	" 40 to 120 gals. spray
2 lb.—	3.50—	" 160 to 500 " "
10 lb.—	15.75—	" 800 to 2500 " "



PEERLESS PLANT FOOD

The best fertilizer for pot plants and flowers. A scientific preparation containing in a concentrated and soluble form the food elements required for plants. Can also be used for the flower garden.

Directions for using.—For potted plants—Dissolve two tablespoonfuls of this preparation in a quart of water and allow it to dissolve for ten to fifteen minutes. Water the earth in the pot about the plants with this mixture, using particular care not to spray the leaves or stalk of the plant, as the benefit is derived through the roots. Use it in this manner every second or third day until the plants are in a flourishing condition and then discontinue until again needed.

For Plants Set in Yard—Sprinkle a small quantity of the dry material around the roots, not too near the plants; then work into the soil with a trowel or rake and sprinkle lightly with water.

Analysis—Ammonia, 6 per cent; available phosphoric acid, 12 per cent; Potash (K₂O), 2.5 per cent; nitrate of soda, dissolved bone black, high grade super-phosphate, plaster and sulphate of potash. Specially prepared for and for sale exclusively by us. Per pound, 25 cents.

Inoculate Your Alfalfa, Clovers, Cowpeas, Soy Beans, Vetches and all other Legume Crops with

Mulford Cultures
FOR LEGUMES

Small Cost Large Returns Easy to Use No Labor Expense

Mulford Cultures contain pure, tested strains of active, vigorous nitrogen-fixing bacteria, for inoculating seeds of legumes or soil. **Mulford Cultures** are scientifically prepared and tested with the utmost care and skill. Enormous numbers of these very valuable and desirable bacteria are thus available to you in every package of Mulford Culture and may readily be applied to your seed. The sealed bottle insures purity.


**Increase Your Crops
Improve Your Soil**

Legumes offer the best known means of maintaining soil fertility and rejuvenating over-cropped and worn-out fields. They add both humus and nitrogen to your soil and thus increase your field of wheat, cotton, corn and other non-legume crops.


The U. S. Department of Agriculture and many State Agricultural Experiment Stations recommend inoculation of legumes with nitrogen-fixing bacteria to induce a prompt "catch" and increase your yield.

- Mulford Cultures** are prepared for
- | | |
|------------------|-----------------|
| 1 ALFALFA | 5 ALSIKE CLOVER |
| 2 CRIMSON CLOVER | 6 BURR CLOVER |
| 3 SWEET CLOVER | 7 COWPEAS |
| 4 RED CLOVER | 8 SOY BEANS |
| 9 PEANUTS | 14 GARDEN BEANS |
| 10 VETCH | 15 LIMA BEANS |
| 11 VELVET BEANS | 16 LESPEDEZA |
| 12 SWEET PEAS | 17 BEGGAR WEED |
| 13 GARDEN PEAS | and others. |

Always specify on your order what crop you want to inoculate, as there is a different strain of bacteria for each legume.



Alfalfa plant on left not inoculated. Plant on right inoculated with Mulford Culture for Alfalfa. All other conditions identical. This contrast speaks for itself.



Prices: 5-acre size, \$5.00 (A Dollar per Acre)
1-acre size..... \$1.50
1/4-acre size..... .50

Small size (supplied only in four varieties, for Garden Peas, Garden Beans, Lima Beans and Sweet Peas)..... .25

These prices include delivery on freight shipments.
FREE DESCRIPTIVE FOLDER SENT UPON REQUEST

Germozone

GERMOZONE is a most effective remedy for diseases affecting the skin or mucous membrane of man, fowl or beast. It is particularly valuable to have always on hand for first aid treatment and as a preventive through its strong germicidal action.

GERMOZONE is of especial value for keeping the bowels of chickens regular and for counteracting musty or spoiled food.

For Poultry—Roup, colds, canker, chicken pox, sore head, swelled head, cholera, bowel trouble, etc.

Mr. Wm. H. Bellinger of Hugo, Oklahoma, on December 10th wrote: "The Germozone is fine. My chickens were sick and dying, but I never lost one after I gave them Germozone. After they had taken Germozone about a week I gave them Egg Maker, and now from 30 hens we sell about eight dozen eggs a week besides what we use for ourselves. We were only getting two or three eggs a day when we started."

4 oz. size 40c; 12 oz., 75c; tablets 60 for 75c.

Cyclone Seed Sower



A machine which should be on every farm. It is so simple in construction that a boy can use it. It is light, strong and durable, and with ordinary care will last a lifetime. It will sow timothy, clover, millet and grass seeds of all kinds, turnip, corn and all other seeds and fertilizers perfectly even, and any desired quantity from one quart to three bushels can be sown per acre by following the simple directions on every machine. **Price, \$1.75. Not prepaid.** Weight, 5 pounds.

IRON AGE Celebrated Labor-Saving Tools for Garden and Farm

This well-known line includes over 30 styles and combinations. Whether for market or home garden, seed farm, flower garden or poultry yard, you can find here just what you want.

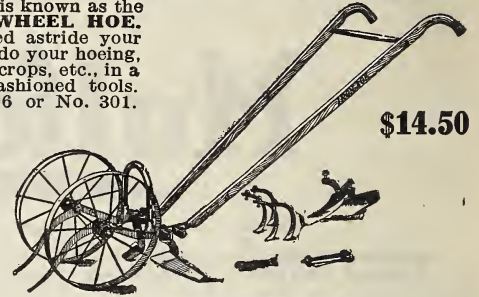
No. 306 Combined Hill and Drill Seeder, Single and Double Wheel Hoe

The "complete gardener." As a seeder this tool will open a furrow; sow the seed with remarkable accuracy either in continuous rows or in hills 4 to 24 inches apart; cover the seed; pack the soil and mark the next row, all in one operation. Solid steel construction except the hardwood handles. 16-inch wheel. Shut-off control at finger-tips saves seed. Takes only a moment to detach seed-hopper and attach any of the tools as shown in picture at the right. In this form it is known as the **NO. 301 SINGLE AND DOUBLE WHEEL HOE**. As a double wheel tool, it can be used astride your plants, and as a single wheel hoe it will do your hoeing, cultivating, weeding, ridging growing crops, etc., in a tenth of the time required with old-fashioned tools. Can be purchased either as the No. 306 or No. 301. Other attachments for special work.



\$23.70

No. 306 as a Seeder



\$14.50

No. 301 Wheel Hoe

"Advance" Fertilizer and Seed Distributer

Hopper holds 18 quarts and is lined at the bottom with galvanized iron that won't rust. Distributes thoroughly. Good for drilling corn, peas and beans.





Fig. 56. Advance Drill. Write for Prices.

No. 19C Wheel Plow and Cultivator

Has a 24-inch steel wheel; a set of three cultivating teeth mounted on a bracket; two single teeth for work in narrow rows; a scuffle hoe for weeding and keeping surface in proper condition, and a strong steel plow. This plow is fitted with a landside, or guide, which keeps the plow in the ground and makes a clean-cut furrow. Market gardeners buy them by the hundreds and no home garden should be without one.



\$6.50

No. 19C Wheel Plow and Cultivator

Red Cross Rat and Mouse Embalmer

Clears out all Rats and Mice in One Night, leaving no after odors. The only effectual exterminator of the most destructive mammal pest in existence.



60c, \$1.25, \$3.25

Commended by Thousands of Satisfied Users

Poison cannot be sent by mail. Must be shipped by express or freight.

Red Cross Insecticide Powder

An Insect Exterminator that invariably gets results. It is not a powder that drives insects away temporarily. It kills them off completely.

Per Pkg., 75c and \$5.00.

Poison cannot be sent by mail.

Importance of Poultry Raising

The high price of Eggs and the high prices Poultry is bringing in our markets should cause poultry raisers everywhere to increase their capacity and consider the best and most economical methods of feeding for profitable results.

There should be just as much effort to raise Poultry everywhere as there is to raise food and vegetable crops. Small flocks of Poultry can be advantageously kept in wire enclosures in back yards and suburban places with the best results. In fact, the best results from Poultry are usually obtained from flocks of twelve or fifteen.

The ordinary wastage from household use, such as outside cabbage and lettuce leaves, turnip tops, ground or crushed bones, and nearly all left-over scraps, make excellent poultry food, and feeding to poultry provides one of the best means of using up these waste products. Every effort should be made to increase poultry production, not only in small city or suburban lots, but by poultry raisers and farmers everywhere, as it is one of the best and most efficient methods of increasing our food production, and, at the same time, one of the most profitable enterprises that can be undertaken at the present time.

SETTING EGGS—Single Comb R. I. Reds, White Leg-horns.—Write us.

MARTIN'S VEGETABLE PLANTS

Grown on our own seed and plant farm. These plants are dug fresh and shipped to you the same day that they are taken from the ground. Martin's plants will please you. See page 28 for descriptions.

SEEDS, BULBS, PLANTS, GARDEN AND POULTRY SUPPLIES

HAMMOND'S FRENCH BORDEAUX MIXTURE



FOR POTATOES, GRAPES, ROSES, APPLES, etc. In Fine Pulp Form. (See Trade-mark.) It is a superb article, ready to dilute for use. Works freely without clogging in any spraying machine.

To be diluted 25 to 50 times in water.

This article is well made. THE EVEN DISTRIBUTION IN MINUTE MASS IS WHAT DOES THE REAL PRO-

TECTIVE WORK. The uniformity of its consistence permits of very fine spray, and consequently large economical distribution of a small quantity evenly over a large area of surface. It sticks effectively. The great prominence given to BORDEAUX MIXTURE for use against Plant Diseases has caused a demand for it in convenient form for use. To prepare this mixture is troublesome, and to make a perfect chemical precipitate requires skill and facilities, both of which are used in the preparation of this article. KEEP IN A COOL PLACE. 1 qt. can, 90c.

It Sticks; It Stays; It Stimulates; It Saves

BUG DEATH



The INSECTICIDE which kills most bugs and worms that eat the leaves of plants, trees and vines; protects from injury by the flea beetle; is especially valuable for potato, tomato, squash and cucumber berry, currant and gooseberry bushes, strawberry plants, etc.; helps to ward off Blight, commonly known as Rust, on these vegetables and berries.

It saves beets from wormy leaves, celery from rust, asparagus from injury, cabbages and cauliflowers from destruction.

BUG DEATH is a fine powder which may safely be used on all plants, trees and vines, as it CONTAINS NO PARIS GREEN OR ARSENIC IN ANY FORM.

In careful tests with Irish potatoes those on which **BUG DEATH** was applied yielded 67 5/9 bushels more per acre than those treated with Paris Green. At an average price of 50c per bushel this means

\$33.78 more for one acre,
67.56 more for two acres,
168.90 more for five acres,
337.80 more for ten acres, etc.

Considering a proportionate average increase of profit on other vegetables, can you afford not to use **BUG DEATH**?

BUG DEATH is packed and sold as follows:

	By Parcel Post—Prepaid			
	1st and 2d zones.	3rd zone.	4th zone.	
1-lb round carton (with sifter top).....	\$0.30	\$0.32	\$0.35	\$0.39
3-lb. carton.....	.60	.63	.70	.75
5-lb. carton.....	.80	.85	.90	1.00
12 1/2-lb. wooden box.....	1.50	1.60	1.90	2.20
100-lb. Keg.....	9.50	not prepaid		
Dickey Duster.....	.65	.70	.71	.72
Acre-an-Hour Sifter.....	.85	.91	.93	.96

(See Parcel Post Information, which will advise you the zone you are in from Jacksonville.)

Full directions for using, both dry and in water, on each package. Give this preparation a trial, and be convinced of its merits.

THE ACRE-AN-HOUR SIFTER for one or two acres.

The Diamond Slot Bug Death Duster for large areas, 2-row hand power, 4-row horse power. (Ask us for information.)

To apply **BUG DEATH** in dry form, use

The Dickey Bug

Death Duster

For Small Gardens



It Sticks; It Stays; Kills Bugs; And Pays

The measure of success achieved by **SPRATT'S DOG FOODS** is the outcome of their intrinsic worth, every ingredient entering into their manufacture, being chosen either as a health producer, a body builder or vitalizer.

Spratt's Dog Cakes

Pkg., about 2 1/2 lbs., Price, 40c. Postpaid 45c.

In bulk, 10-lb. lots or over, 17 1/2c per lb., f. o. b. here.



and Puppy Biscuits

Pkg. about 2 lbs. Price, 40c Postpaid, 45c.

Comprise just the right proportion of best quality wheat meals and our pure "Meat Fibrine" to ensure an alert and healthy dog.

HAMMOND'S SLUG SHOT

Used from Ocean to Ocean for 39 Years



SLUG SHOT is an Insecticide to destroy Potato Slugs and Cabbage Worms on Cabbage and similar plants, and certain Worms on Cabbages, Tomatoes and Egg Plants; Flea Beetles, Striped Cucumber Beetles and similar leaf-eating Insects; certain Slugs and Caterpillars on trees and bushes.

SLUG SHOT kills many Injurious Insects without injury to the Foliage.

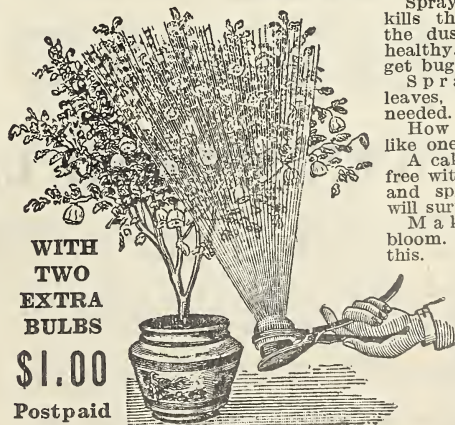
IF YOU WANT CABBAGE FREE FROM WORMS, USE HAMMOND'S SLUG SHOT.

How to Destroy Cabbage Worms.—Slug Shot can be used lightly or heavily and the cabbage suffers no harm. The cabbage forms its head by interior growth; it throws off its earlier and outside leaves, and no dust can enfold within its head. Apply **Slug Shot** with a duster (see illustration), sieve it over the plants or full grown cabbages. The powder is very fine and goes a long way in field or garden. 1 lb. can, 35c; 5 lb. pkg., \$1.50; 10 lb. pkg., \$2.75.

Lenox Improved Sprayer

Postpaid, 60 cents

Better than the Tin ones and cost less. Take our say so for it



Spraying under the leaves kills the insects, removes the dust and keeps them healthy. Doesn't let them get buggy.

Spraying under the leaves, the thing long needed.

How much mother would like one for her plants.

A cake of Tobacco Soap free with each. Make suds and spray. Your plants will surprise you.

Makes house plants bloom. Let your wife see this.

Complete

60 Cts.

Postpaid

Spraying under the leaves, the thing long needed

JUST WHAT MOTHER WAS LOOKING FOR

\$5 With every order for seeds amounting to \$5.00, we will send this sprayer free of charge. \$5

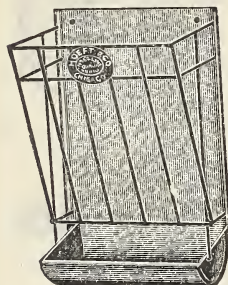
RABBIT SUPPLIES

There has been a growing interest in the RABBIT INDUSTRY in our state for the past few years and the care and breeding of various BREEDS of RABBITS has reached proportions larger than can be realized. Recently an Association was organized for the promotion of this industry and officers were elected which should insure better quality and more scientific methods, as plans are already made for a State Show which should bring the Breeders together and put this industry on a higher plane. The Association will be known as "THE FLORIDA BREEDERS' AND FANCIERS' ASSOCIATION."

MOE'S HAY AND FEED RACK

For holding Roots or Hay, Alfalfa, Clover, etc. It prevents scattering Hay and wasting. The round trough at the bottom catches the small tender leaves. Feed saved soon pays for Rack.

No. 44—Packed 6 in. Weight 10 lbs. Price, each..... \$.75



MOE'S FEED AND WATER DISH

Made of Galvanized Iron. Rolled in top prevents wasting. Dish held to the floor of Hutch by simple locking device easy to remove for cleaning. Impossible for stock to tip over. No. 46—Packed 12 in. Weight 7 lbs. Price, each..... \$.25

MOE'S FEED AND WATER CUP

Made of Galvanized Iron. For hanging on the side of Hutch or Exhibition cage. A favorite with many breeders.

No. 61—Packed 48 in. Weight, 24 lbs. Price, each..... \$.25



CALDWELL'S RABBIT REMEDIES

SNUFFLES IS NOT INCURABLE

But you can't rely on nasal treatment. There is no use permitting yourself to be deceived. You must realize that the disease itself, and not the symptoms, is what you have to cure. Cleanse the blood thoroughly of all snuffle germs by using Caldwell's Snuffle Remedy.

Contains no Alcohol, narcotics or artificial coloring matter.

Snuffles.—Is a highly contagious germ disease which affects practically all the membranes of a rabbit's body. Its most noticeable symptoms are discharges from the nose, sneezing and a loss of appetite. Caldwell's famous remedy for snuffles is one of the striking achievements of D. E. Caldwell's long and successful career as a rabbit fancier.

It has no equal in relieving a rabbit of this most dangerous disease. This remedy also immediately acts as a strengthening tonic and appetizer, strongly counteracting the effects of the disease. The statement of its superiority is fully warranted by its remarkable record of cures during the many years it has been a private formula.

Do you realize that applying "dope" to the rabbits' nostrils will not check the fever or chilly sensations, or tone up their appetite? The choked-up air passages are unstoppered for the time being by medicated sprays, but do they remain open? Isn't the relief only temporary? Over and over again, these accumulations gather, because the disease which causes them is being untouched by the treatment.

Caldwell's Cold and Snuffle Remedy.—Daily Dose: One spoonful mixed with their grain or mash. As easy to administer as pouring liquid from a bottle. Liberal sized bottle, \$1.15, postpaid.

Buck Tonic.—This tonic allows you to use the buck much more often than without the tonic, thus saving the keeping of so many bucks, and insures good, healthy stock at all times. Also the does may be kept up to their highest point of efficiency and may be crowded to full capacity without harm to them or lowering the vitality of the young. It is mixed with their grain or mash. Price, \$1.15, postpaid.

Slobbers.—Is the most prevalent among young rabbits ranging between the ages of 3 weeks and 3 months. In most cases it is caused by feeding too much green feed or feeding it wet. It is also caused by the doe not being able to give enough nourishment, or on account of having more in the litter than should be.

The symptoms are the easiest to detect of any rabbit trouble. There is a constant flow of extra saliva running from the mouth, wetting the lower jaw and front feet and legs. Caldwell's Slobber Remedy. Price, 45c, postpaid.

Vent Disease.—The name given to inflammation of the vagina, a most contagious disease—one which often arises from dirty hutches and frequently arises from sexual contact. It fortunately is easily relieved by the use of Caldwell's Vent Ointment. Price, 45c, postpaid.

Ear Canker.—The germ starts in a little pocket on the upper side of the ear, which you will find upon examination, and if let go will in time scab over the entire ear.

The symptoms are: The rabbit holds its head to one side and shakes its ear as though something were in it.

Treatment: Caldwell's Ear Remedy. It does not burn. Three applications and the scab vanishes, leaving the ear smooth. Price, 45c, postpaid.

Caldwell's Tonic.—Is prepared by a practical rabbit fancier for the special purpose of stimulating and permanently strengthening the entire system, to purify and enrich the blood, to aid digestion and assimilation, so that the animal will attain perfect benefit from all food eaten. Comes in powder form and is mixed with their grain or mash. Should be used in conjunction with the cold and snuffle remedy.

A preventive of Coccidiosis, Spotted Liver and Sore Hock, providing stock is kept in sanitary hutches. Price, 75c, postpaid.

Diarrhoea.—This is a very dangerous disease and should be checked as soon as possible. Keep on hand, for instant use, Caldwell's Diarrhoea Remedy. Price, 60c, postpaid.

Sore Eyes.—Eyes become inflamed, and there is a watery discharge sometimes closing the lids. Use Caldwell's Eye Remedy. Price, 45c, postpaid.

Sore Hocks.—Apply Caldwell's Sore Hock Remedy to the affected parts daily, and give Caldwell's Tonic in their grain or mash. Place animal on the ground. This treatment has CURED when all four feet have been bleeding. Caldwell's Sore Hock Remedy. Price, 60c, postpaid.

EVEN-SPREAD LAWN SPRINKLER

At last! The Sprinkler that every lawn owner has been looking for—the product of a famous inventor—a sensational success. Sprays the water over greater radius than any other; **throws an equal amount on each square foot** within the immense circle, **JUST LIKE RAIN**; elevates it only three to four feet above ground, preventing the wind blowing it to one side, and yet does not cut it into a fine mist to be lost in the air.

A Montana hardware dealer writes: "After trying one out on our lawn it was easy to hand them to our customers on the "try it first" plan. Had we stocked them earlier in the season, could easily have sold a gross."

Another states: We have sold several dozen of your Even-Spread Lawn Sprinklers and find they do all you claim for them."

Attached to hose, its wonderful little spreader spins like a top, spreading the drops as evenly as a shower, causing all to stop, wonder and admire. Sturdily built, sound in principle, will last a lifetime. Is truly a little wonder. Customers delighted. Weight, 3 lbs. boxed. We cannot recommend too highly. Price, postpaid, \$2.50.

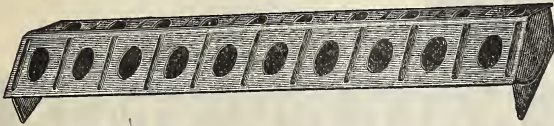


POULTRY SUPPLIES

Poultry and eggs are demanding higher prices than ever known before and you will profit greatly by proper feeding and care of your fowls. If you are not raising poultry and have the space to do it, you are passing up a "gold mine" in your backyard.

Some New, Handy Sanitary Articles to Help You Make the Chicks Thrive and Grow

CHICK FEED TROUGHS

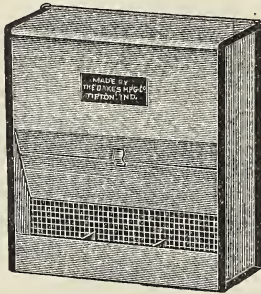


These troughs are very convenient for feeding flocks of growing chicks. The trough is made on a half circle so that every bit of feed can be easily eaten out of it.

Over the trough is a gable-shaped grate which prevents the chicks from getting into it and wasting or fouling the feed. This grating is a separate piece and slides on and off easily. It is stamped into shape with dies, and is ribbed as shown in the cut, making it strong and substantial.

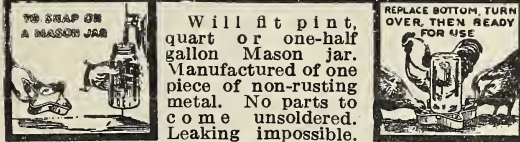
- Made in two sizes, 10-inch and 20-inch.
- 10 inch trough with grate.....50c
Shipping weight, 1 1/4 lbs.
- 20 inch trough with grate.....85c
Shipping weight, 2 lbs.

Rectangular Chick Feed Hopper



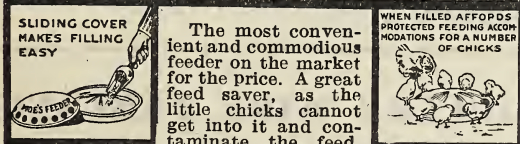
This hopper is designed for young chicks, and made to either stand on the floor or ground, or hang against the wall. It is divided into three equal compartments, holding about four quarts altogether. Made of galvanized iron with hinged lid to both hopper and trough. Price.....\$1.45 each
Shipping weight, 3 1/2 lbs.

MOE'S STAR JAR FOUNTAIN AND FEEDER



Convenient, cheap and sanitary. Provides greater drinking surface than the round fountain. Little chicks cannot get drowned. Can be used for feed as well as water. Manufactured in one size only. No. 32.....20c each

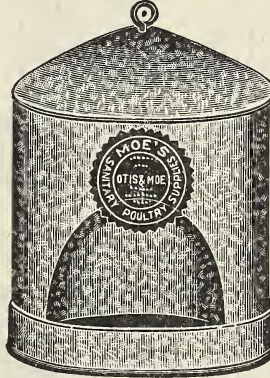
MOE'S ROUND BABY CHICK FEEDER



Can also be used for water. This is not a novelty, but a practical, well-made feeding device that will last for years. Made of the best grade of galvanized iron in two sizes.

- No. 11. Small size.....\$0.30
- No. 12. Large size......40

MOE'S BROODER FOUNTAIN



No brooder is complete without one of these simple sanitary fountains. Baby chicks can't get wet. Sets in corner of brooder. Takes up little room. Can't be upset. Can be hung up if desired. Absolutely sanitary, as you can get at any part of it to clean.

No. 0—1-qt. capacity..... \$.50

MOE'S SELF-LOCKING LEG BANDS

A sealed band that requires no sealer. Locked simply by pushing it together. Made of a bright nickel-colored metal that will not rust or corrode. Manufactured in eight sizes. Numbered consecutively with embossed numbers from 1 to 5,000.



When ordering please state what you are going to use bands on and we will send you proper size.

- 12 bands, any size..... \$.20
- 25 bands, any size..... .30
- 50 bands, any size..... .50
- 100 bands, any size..... .85
- 500 bands, any size..... 3.75
- 1000 bands, any size..... 6.50

MOE'S KEY RING CELLULOID LEG BAND

Made of celluloid in six sizes and ten colors. They are snapped on the bird without difficulty and make identification readily discernible.

Poultry Sizes.		Baby Chick and Pigeon Sizes.	
12 bands.....	\$.15	12 bands.....	\$.10
25 bands.....	.30	25 bands.....	.20
50 bands.....	.50	50 bands.....	.35
100 bands.....	.75	100 bands.....	.50
500 bands.....	3.60	500 bands.....	2.25
1000 bands.....	7.00	1000 bands.....	4.00

CHICK GRIT AND SHELL BOX

Growing chicks should have grit, oyster shell and charcoal always before them; and for this purpose our Chick Grit and Shell Box is indispensable.

It is made of galvanized steel, with three compartments. Height, 7 1/2 inches; width, 6 inches; depth (front to back), 4 inches at bottom and 2 inches at top.


Price.....65c; hen size, \$1.35
Shipping weight, 2 lbs.



**RAISE MORE POULTRY AND LIVE STOCK
PLANT MORE FOOD AND FEEDSTUFFS**

MOE'S WALL FOUNTAINS


A convenient style of fountain. Very popular with some breeders, that can be hung up on the walls of the poultry house, out of the litter.
 Style "A," made with removable bottoms, so that all parts can be easily cleansed, greatly adding to their sanitation and durability. Easily filled. Manufactured of galvanized iron, in three sizes, packed as desired.



Style "A"

No. 25-A — about ½-gal. capacity, shipping wt. 1 lb...\$.90

No. 26-A — About 1-gal. capacity, shipping wt. 2 lbs..\$1.15



PATENTED MAY 6, 1908

The Apaco Poultry Feeder

Same mechanical features which have proven so successful in the Norwich Automatic, but of the hanging type. Designed for the small breeder or "backyarder," but not recommended for the commercial plant owing to swaying motion, present in all hanging feeders, if kept constantly in action by larger flocks. Rotary action, complete with the **all-important adjustable valve for regulating feed discharge**, and guaranteed the best automatic feeder on the market at its price.

PRICE

Made in one size only, 12 quarts capacity..... **\$2.50**
 Shipping weight, 5 lbs.

RAISE POULTRY

With poultry and eggs at exceeding high prices

NOW IS THE TIME

To raise poultry either for your own use or on a commercial scale.

We Will Help You Get Started
WRITE US

MOE'S WALL FOUNTAIN

LAY DOWN TO FILL


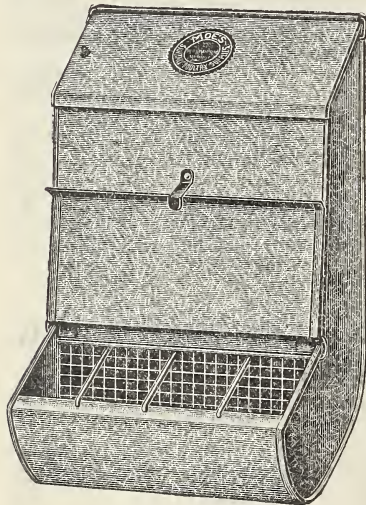
WHEN FILLED, HANG UP, THEN READY FOR USE

This style made with permanent bottoms. A strong, substantial wall fountain at a low price. This fountain appeals to many breeders and is especially adapted for watering pigeons. Manufactured of the best grade of galvanized iron in three sizes.
 No. 25—About ½-gal. capacity, shipping weight 1 lb. . . . \$.60
 No. 26—About 1-gallon capacity, shipping weight 2 lbs. . . . \$.80
 No. 27—About 2-gallon capacity, shipping weight 2 ¼ lbs. . . \$1.00

DRY MASH HOPPERS

Large in capacity and small in price. Does away with all trouble of feed clogging, no matter how coarse. The gradual enlargement to the base together with the vibration of the fowls feeding from the trough will force the feed downward. It is a great feed saver. Every safeguard has been placed in the construction of the trough to prevent the birds from throwing out the feed. A trial will convince you that it is a hopper of the greatest merit. Manufactured of heavy galvanized iron in three sizes.

No. 35—8½ in. wide, 12-quart capacity, each..... \$1.60
 No. 36—12 in. wide, 18-quart capacity, each..... \$2 25
 No. 37—24 in. wide, 36-quart capacity, each..... \$2.75




Sanitary Feeding Troughs

Can be used for feed, wet mash or water. Barred top prevents wasting of feed, and if used for water does away with the little chicks drowning. The feed saved by using this trough will more than pay for itself in a few weeks. Made of the best grade of galvanized iron in three sizes, namely:
 No. 21—12 inches long, each..... \$.65
 No. 22—18 inches long, each..... \$.95
 No. 23—24 inches long, each..... \$1.25

GRIT AND SHELL BOXES

Grit, shell and charcoal have now become a recognized essential part of the diet, insuring healthy fowls. They cannot be more economically supplied than in one of our inexpensive compartment boxes. Can also be used as a feed hopper for little chicks. Made of heavy galvanized iron in three sizes:

No. 45—For baby chicks, each..... \$.50
 No. 9—For grown birds, each..... 1.15
 No. 90—For grown birds, each..... 1.50



No. 90—Four-compartment, round bottom

No. 9—Three-compartment, round bottom

No. 45—Two-compartment square bottom


POULTRY WIRE FENCING

WE CARRY A COMPLETE LINE

WRITE US

SEEDS, BULBS, PLANTS, GARDEN AND POULTRY SUPPLIES

INCUBATOR AND BROODER LAMPS



Prices of Incubator Lamps.

Small size, for Nos. 0, 1, A, B and New Homestead Incubators \$1.50
 Large size, for Nos. 2, 3, 4 and C incubators..... 1.75

Prices of Brooder Lamps.

For Portable Hover and all 1911 Brooders; Colony and Double Indoor Brooders, 1910 style, \$1.25; Chimney, 35c extra.
 For Portable Hover and Model B Brooders, 1910 style A and B Brooders, 1912, \$1.25 each, Chimney 35c extra.
 For Portable Hover and Chick Comfort Hover and Colony C, 1912, \$1.25 each; Chimney, 35c extra.
 Be sure to specify size and style of incubator and brooder for which lamps are wanted.

LAMP WICKS

For use in incubator lamps. State size of machine for which they are wanted.
 One inch Wick, 5c each; 45c per doz., postpaid.
 One and one-half inch Wick, 5c each; 50c per doz., postpaid.

THERMOMETERS

The Incubator Thermometers are all seasoned tubes—tubes that are at least one year old.

Prices.

"Tri-Tested" Thermometer, postpaid.....85c
 Two Thermometers, postpaid.....\$1.60

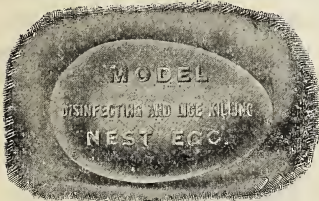
BROODER THERMOMETERS

These Brooder Thermometers are designed to go through the top of the Brooder or Hover so that the temperature may be read from the outside.

Prices.

Brooder Thermometers, postpaid.....85c
 Chick Comfort Hover Thermometers, postpaid.....85c

THE MODEL NAPHTHALENE NEST EGG



This Nest Egg is used, not in reality as a Nest Egg, but is put into the nest to remove and kill the lice—the same as a camphor ball is packed in clothing to keep out the moths. If one of these Nest Eggs is placed in a nest with the nesting material it will remove all vermin; if put in a corner of the nest beneath the nesting material a setting hen can remain on the nest with comfort and hatch chickens instead of lice and mites.

Unlike those made of plaster of paris or other similar materials, it retains its disinfecting and lice-killing qualities as long as there is anything left. **Price, 10c each; 75c per doz.; postpaid.**

When You Need Advice

about poultry write us, as our Poultry Supply Department is in charge of an experienced Poultry Raiser who will be glad to co-operate with you.


Raise More Poultry

PORCELAIN NEST EGGS

This article does not need any description as it is well known to all who keep poultry. They are made of a good quality of flint glass and will last indefinitely.

Price, each, 6c; per dozen, 60c. Postpaid, 75c per dozen.

STANDARD EGG TESTER



A standard tester is shipped free with each machine. This tester gives a strong, reflected light, and when used in a dark room illuminates the interior of the egg sufficiently for practical work.

Price.....30c
 By mail.....40c

CAPONIZING SET


Increased interest in caponizing has led us to have prepared for us, by one of the leading instrument makers of this country, this special set of caponizing tools, which are designed after the most approved models. Caponizing is easy to learn, and all surplus cockerels should be operated upon, as the birds then grow faster and fatten more quickly with less food. Full directions are furnished with this set, so that good results may be obtained by the amateur.

Price, complete, \$3.50, postpaid.

The New Revised and Enlarged

Standard of Perfection

The Only Recognized Authority On All Standard Requirement



Handsome cloth bound book of 368 pages, 112 full page illustrations of poultry, bantams, ducks, geese and turkeys.

A new nomenclature indicating each section of all Standard breeds and varieties, male and female. A glossary of fifteen pages describing and illustrating many technical terms used by poultry breeders. A complete list of recognized disqualifications for each American standard-bred breed and variety. A chapter on cutting for defects.

No poultry breeder should be without a copy.

Buy a copy and know the standard requirements for all American standard-bred breeds and varieties. Price, cloth, \$2.25, postpaid.

Market Gardeners, Truck Growers, Large Farmers—Attention!

We want you to go over this Catalog carefully, make up a list of the seeds you need and the quantities of each and send to us for special prices.

We are in close touch with you, understand your soil and climate, and our many years experience in the State has taught us the needs of the Florida farmer, and we are in position to serve you better than any outsider.

We have one of the largest stocks of selected and tested seed to be found in the South. We know that, quality considered, we can supply your wants at as reasonable prices as any other Seedsman or Grower, and can give you quicker service. We are here to serve you and hope that you will call on us often.

Standard Model Incubator

FIREPROOF INSURABLE

The Standard Hatcher of the World—Guaranteed

Made in Six Sizes:

No. 0 Standard Incubator—Capacity, 100 Eggs.....	\$22.50
No. 1 Standard Incubator—Capacity, 175 Eggs.....	30.00
No. 2 Standard Incubator—Capacity, 275 Eggs.....	41.00
No. 3 Standard Incubator—Capacity, 410 Eggs.....	50.00
No. 4 Standard Incubator—(Special Duck)—Capacity, 324 Duck Eggs.....	63.00
No. 5 Standard Ostrich Incubator—Capacity, 42 Ostrich Eggs.....	68.00

Complete equipment furnished with each machine.

The Standard Model Incubators are known as the Standard Hatchers of the World. The Hardwood Incubator made. The case is made of Sound, Kiln-Dried Chestnut.

The Standard Model Incubators are equipped with the patented Zinc and Steel Thermostat. The most efficient regulating device ever designed for Incubator use. They are equipped with removable diaphragms, both top and bottom. Substantially built Egg Trays, extra heavy, lamp bowl and brass burners, deep nursery for chicks. Tri-tested Incubator Thermometer, Egg Tester, Book of Directions, etc. They are finished in dark oak, shellaced and varnished.

The Model Incubator Company are building the Standard Model Incubator to conform to the rules and requirements of the National Board of Fire Underwriters. It means that you may feel safe when you are operating a Standard Model in your dwelling.


It means that you have lower insurance.

It means that the Model Incubator Company has spent hundreds of dollars for the best interest of their customers in designing this fireproof feature of the Standard Model Incubator.

It means that each machine has the official label of the National Board attached and, while it has increased the cost of manufacture, the Model Incubator Company are not asking one cent advance in price.

The Safety Lamp Rest and enclosure means Safety, and does not in the least interfere with the old-time efficiency of the Model Incubator.

The Standard Model Incubator is the greatest hatcher, under the varying conditions, in the world, because the principle is right and it is well and durably made. It is built strictly for hatching. Write for large Free 1918 Catalogue.



AMERICAN STANDARD INCUBATOR

A GUARANTEED HIGH GRADE, MEDIUM-PRICED INCUBATOR

Made in Three Sizes:

No. A Incubator—Capacity, about 70 eggs.....	\$14.00
No. B Incubator—Capacity, about 120 Eggs.....	19.75
No. C Incubator—Capacity, about 200 Eggs.....	27.50

The American Standard Incubator is a machine built for business—one that has given perfect results, during the past season, to the market poultrymen who are using Incubators as a means to a livelihood, as well as to the amateur breeders who are operating them for pleasure.

It turns out the scrappiest little chicks, hatched to live and ready to hustle for their food before they are fairly dried off.

The American Standard is constructed on the same correct principles as the Standard Model and embodies a balanced system of Heating Regulation, Ventilation, Circulation and Automatic Moisture by commingling of the air currents of different temperature. Each individual part of this system is sufficient and perfect in itself for the specific purpose intended, but it is essential that each part be inseparably connected, one with the other, in order to enable the homogeneous whole to perform mechanically perfectly the act of incubation.

THE AMERICAN STANDARD THERMOSTAT IS MADE OF ZINC AND STEEL

The Thermostat, as in the Standard Model, is composed of leaves of zinc, firmly united at their ends to pieces of steel.

The complete Regulator is very simple in construction and is positive in action. There are no small, delicate parts to get out of order or become lost, and it is very simple to adjust.

The American Standard Lamp Bowl has an inside ring which braces the top and bottom, doing away with the "bellows action" when handling the lamp.

The American Standard Self-Adjusting Lamp Support is an improvement that for simplicity and durability has no equal.


Well made, substantial Egg Trays are furnished covered with heavy galvanized hardware cloth.

The deep nursery space underneath the trays gives ample room for the chicks after they hatch.

The machines are finished in a dark oak-shellaced and varnished, fitted with brass hardware, which makes a highly attractive machine.

They are furnished complete with removable Lower Diaphragms, Thermometer, Regular Egg Tester, Complete Lamp and Directions for Operating.

Write for large FREE 1920 Catalogue.



No. A Incubator, 70-Egg Capacity, Price Complete, \$10.00.
For complete description see main catalogue.




Model Coal Burning Hover

50 to 1500 Chicks, \$23.00.

A Simple, Portable, Self-Regulating Coal Burning Hover.

A System of Brooding that Saves Time, Labor and Fuel.

The greatest Coal Burning Brooder ever invented. Self-regulating, double acting damper absolutely controls the temperature under varying conditions. Stove made of solid cast iron 52-inch reinforced hover. Canopy substantially made—not a cheap, flimsy affair. Guaranteed the best value in Coal Burning Hovers on the market.



Model Coal Burning Hover

THE INTERNATIONAL SANITARY HOVER

A portable, Sanitary, Oil Burning Hover. The International Sanitary Hover is unlike any other oil burning Hover. The lamp is at the center and there can be no communication between the lamp gases and the space under the Hover.

Unlike many other Hovers of the oil burning type, the lamp is lifted out of the top without disturbing the chicks, yet the flame of the lamp may be observed from a standing position without removing the lamp.

On no other Hover will a design be observed in which the heat is radiated downward upon the backs of the chicks, at the same time making the brooding space warmest at the curtain.

The ventilation is perfect, the hovering space for the same size Hover is larger by 200 square inches than any other. The temperature remains absolutely even, and best of all, the chicks enjoy it fully as well as they do a Mother Hen.

This Hover is fireproof and vermin-proof, and so simple that the most awkward of amateurs easily raise from 95% to 100% of their chicks. It costs nothing to install—you simply "set it down to set it up." Capacity, 100 chicks. Price, \$13.50.

HAVE A CONKEY CORNER IN YOUR POULTRY HOUSE

And be Ready when Disease Appears.

A healthy hen cannot keep from laying; therefore, make a study of poultry diseases, and by having CONKEY'S REMEDIES AND TONICS always at hand, be ready to fight the trouble just as soon as it appears.

Check over the following list and send us your order. Every poultry owner should have on his shelf these remedies all the time—they are the best poultry insurance you can get.



Conkey's Roup Remedy is a scientifically prepared medicine. Coming in contact with the membranes of the throat and mouth, the seat of the disease, it kills the germs. It is quickly taken up by the system and, being a strong tonic and blood purifier, it cleanses the blood, builds up the system and assists nature in every possible manner to throw off the disease. **Price, 32c, 63c and \$1.18.**

Conkey's Roup Pills.—For the individual treatment of birds and for use in the show room. **Price, 32c, 63c and \$1.18.**

Conkey's Canker Special.—A new remedy that effectively reduces the cankerous growth and brings the bird back to normal without a blemish. Also fine for treating colds, etc. **Price, 63c.**

Conkey's Sorehead Remedy.—This disease is known by different names in different localities, such as Sore Head, Pigeon Pox, Warts and Plan. Chicken Pox is very contagious, and is a very annoying and disgusting disease. If allowed to run, it leads to weakness and death.

Symptoms.—Scabby warts on the comb, lobes and face. **Price, 32c and 63c.**

Conkey's Poultry Tonic is the result of years of careful study and experiment. It contains no filler and is in no way harmful to the birds. It keeps the bowels in good condition, assists digestion and the assimilation of egg-producing and strength-making material; gives vigor to the fowls.

Conkey's Poultry Tonic is not a food in itself, and in its use you escape paying for bran and middlings which comprise the bulk of inferior "egg producers." **Price, 32c and 63c.**

Conkey's Limberneck Remedy.—Limberneck, ptomaine cholera poisoning, is a very fatal disease, requiring immediate treatment. It can be easily cured in all early stages. **Price, pkg., 63c.**

Conkey's Cholera Remedy.—We have put out this remedy in such a form that it must be given in the drinking water. **Price, 32c and 63c.**

Conkey's Bronchitis Remedy.—Bronchitis and Roup are frequently confused, but they are separate diseases and require special treatment. It is an inflammation of the membranes of the bronchial tubes, instead of the membranes of the nostrils and head passages. **Price, 63c.**

Conkey's Scaly Leg Remedy.—Scaly Leg is caused by a parasite working in and underneath the scales of the feet and legs. **Price, 63c.**

Conkey's Rheumatic Remedy cures those lame and useless birds, tones the system, limbers up the joints and gets them into profit-paying condition in very short order. It is absolutely dependable if used according to directions. **Price, 63c.**

Conkey's Gape Remedy.—This is a reliable remedy for this annoying and deadly disease. It is guaranteed to do the work and to satisfy you. **Price, 32c and 63c.**

Conkey's Buttermilk Starting Food makes husky chicks. Conkey's Buttermilk Starting Food will put vim and vigor into your baby chicks at the time they need it most. It will make them strong and husky, so that they can fight off most of the chick diseases that carry off so large a percentage of the yearly hatch.

Conkey's Buttermilk Starting Food is a perfectly balanced ration for baby chicks to be fed over the critical first several weeks. It contains clean, wholesome grain and is mixed with pure buttermilk brought to a semi-solid state. This combination is then dried so that the entire grain is saturated with the buttermilk.

Conkey's Poult Conditioner is a remedy specially valuable for fowls run down, off feed, recovering from disease, during

molting season or when preparing for the show room. It is a general invigorator, quickly bringing birds to a normal condition. **Price, 32c.**

Conkey's Lice Powder is absolutely harmless to the fowl, and positively overcomes the lice. Dust the fowls thoroughly every ten days, or two weeks, particularly during hot weather, as the nits will hatch after the old lice are killed. Also use it in the dust bath. **Price, 32c, 63c, \$1.18 Pkgs.**

Conkey's White Diarrhea Remedy. When this disease prevails it usually kills a large percentage, sometimes destroying an entire hatch. It is accompanied by a white, pasty, fecal discharge, which pastes up the feathers and closes the vent. **Price, 32c and 63c.**

Conkey's Head Lice Ointment.—This article will destroy the head louse which annually kills thousands of little chicks. **Price, 17c and 32c.**

Conkey's Poultry Worm Remedy.—This is a most necessary article, as it aids in ridding the fowl of harmful as well as other worms, promoting the return of healthful condition. **Price, 63c.**

Conkey's Nox-i-cide.—(Formerly called Taroline). This is the poultryman's best friend. The majority of dangerous poultry diseases may be traced to the presence of germs, which thrive unless a soluble disinfectant, deodorant and germ destroyer is used. Conkey's Nox-i-cide mixes with water, in correct proportion for using, one gallon making 101 gallons of ready-to-use liquid. It is the cheapest and most effective article of its kind ever put out. For poultry, it is an unexcelled article for cleaning and purifying the houses, runs, brooders, founts and utensils. For household use it is of wonderful value in almost every department. It is unequaled for the sick room and for purifying everything about the house, barns, outhouses, kennels, etc. **Prices, 1 pint, 52c; 1 quart, 78c; 2 quarts, \$1.25; 4 quarts, \$1.95.**

Conkey's Fly Knocker.—Many infectious and dangerous diseases are communicated by flies and other pests. Beside this they are a source of constant worry to man, beast and fowl. Conkey's Fly Knocker makes it possible for you to overcome such insects. Spray it on your stock and wherever flies congregate and you will find that your stock is far more profitable and your own comfort will be greatly increased. We guarantee it to give satisfaction. **Price, 1 quart, 63c; 2 quarts, \$1.05; 4 quarts, \$1.60.**

Conkey's Sulphur Candles.—For fumigation. **Price, 17c; 3 for 37c.**

Every Conkey Remedy is guaranteed to give satisfaction or money back.

Send 5 cents for **Conkey's Poultry Book.** It tell how to detect and cure poultry diseases.


Conkey's Poultry Tonic.—Contains no cayenne pepper. It is a laying tonic, molting powder and regulator of a high type and is prepared with the same care that has made the efficiency of Conkey Poultry Remedies world famous. A little in the feed of breeding birds in early spring means vitality and strength in the hatching eggs.

You can give Conkey's Poultry Tonic to every bird in your flock every day in the year. It will pay you well to help your birds.

In Pails.	In Bags.
12 lbs. \$1.85	50 lbs. ... \$5.25
25 lbs. 3.10	100 lbs. . . 9.75
In Packages.	
1 1/2 lbs.	\$.32
3 1/2 lbs.	\$.63

Odd cents added to above prices are for revenue stamps or war tax.

Prices Subject to Change.



Pratts, Poultry and Stock Regulators and Remedies Baby Chick Food



Healthy birds and lots of eggs, the two big things in poultry raising, are made certain by giving

PRATT'S POULTRY REGULATOR

12 lb. palls, \$1.85; 25 lb. palls, \$3.15; packages, 63c and 32c.

It builds up vitality, insures sound digestion, sharpens appetite and prevents disease, thus putting birds in condition for heavy egg laying or winning blue ribbons.

Pratt's is the original Poultry Regulator of America and is in use by the most successful poultry raisers everywhere.

When regularly used, hens lay throughout the year.

It will prevent chicken cholera, gapes, roup, rheumatism, expel worms, prevent leg weakness and egg eating. It will greatly improve turkeys, geese, ducks, pigeons and guineas—insuring quick growth and keep them free from disease.

If poultry keepers would regularly spray the chicken houses, roosts, droppings boards and utensils with

PRATT'S POULTRY DISINFECTANT

most all of their troubles would vanish. This great disinfectant is a real wonder-worker in the poultry yard.

Three times as powerful as crude carbolic acid. A sure deodorizer, germicide and liquid lice killer. Use it for roup, colds and other contagious diseases.

We want you to notice the price, making it the lowest priced disinfectant on the market. Others of equal strength are usually sold for \$1.50 per gallon.

Half gallon, 95c; quart, 60c.

Get rid of lice on your poultry, in nests, dust-baths, incubators and elsewhere in a day's time by using

PRATT'S POWDERED LICE KILLER

Effective, non-poisonous, non-irritating. May be used wherever a powder is suitable. A splendid deodorizer.

It quickly and thoroughly kills all lice on little chicks, big chicks, setting hens and incubator chicks. It rids horses, cattle, hogs, dogs and cats of lice and destroys ticks on sheep. It destroys insects and bugs on vines, plants and flowers. A valuable deodorizer and disinfectant for all poultry houses, barns, stables and dwellings. Drives out moths from closets, furniture, carpets and clothing.

Mailed postpaid on receipt of price.

From gratifying experience poultrymen have learned that the disgusting disease known as Sore Head or Chicken Pox can be successfully treated with

PRATT'S SORE HEAD (CHICKEN POX) REMEDY—63c and 32c.

It acts quickly, checking the spread of the contagion and curing the sores.

We guarantee a sure, rapid cure if Pratt's Sore Head (Chicken Pox) Remedy is used. Mailed postpaid on receipt of price.

Don't let Roup cut your profits. The sure and easy "ounce of prevention" against this dangerously contagious disease is

PRATT'S ROUP REMEDY Tablets or Powder, 63c, 32c.

Quickly absorbed by the blood, purifies the system, reduces fever, allays inflammation. The safe remedy for roup, colds, catarrh and all bad weather diseases.

Mailed postpaid upon receipt of price. When baby chicks come, keep them healthy and growing and bring even the weak ones along by feeding

PRATT'S BABY CHICK FOOD

14 lbs. for \$1.50; packages, 60c and 30c.

A largely predigested baby food for baby chicks. Guaranteed to raise every livable chick. Costs a cent a chick for three weeks. Prevents leg weakness, white diarrhoea, "pasting up" and other chick diseases.

To protect your chicks from white diarrhoea, the most destructive of all chick diseases, it is only necessary to give

PRATT'S WHITE DIARRHOEA REMEDY 63c and 32c.

in the drinking water from the first drink. This remedy has saved many dollars' worth of chicks for poultry raisers. You can depend on it.

Mailed postpaid on receipt of price. Head lice causes the death of thousands of baby chicks every season. You can save these chicks if you will apply

PRATT'S HEAD LICE OINTMENT 32c.

An unfailing and guaranteed remedy for gapes, one which acts quickly and causes the worms to be expelled.

PRATT'S GAPE REMEDY 63c and 32c.

If used in the drinking water from the start until the chicks are four weeks old, gapes will be practically unknown and it will effect a positive cure in chicks already attacked.

Mailed postpaid on receipt of price. Few diseases show greater fatality among poultry than chicken cholera. An unfailing remedy is

PRATT'S CHOLERA REMEDY 63c and 32c.

It is administered in the drinking water and will be found equally valuable for treating all digestive troubles such as sour crop, dysentery or diarrhoea.

Mailed postpaid on receipt of price. More work out of your horses, more milk from your cows, fatter hogs—these are a few of the benefits which come with using

PRATT'S ANIMAL REGULATOR

Costs less than a cent a day per horse or cow. This is the original and pioneer stock regulator of America. Tested thoroughly for nearly half a century, its worth is known and recognized by stock owners the world over. Always sold in a guarantee that will satisfy you or money back.

Packages, 63c and 32c.

Give comfort to horses, cows and all other live stock in fly time by spraying them with

PRATT'S FLY CHASER

We guarantee it to be unapproached as a fly repellent. It has long efficiency, will not blister, remove the hair or damage the hide. Insures comfort at milking time for the cow and safety for the milker. Does not taint the milk or gum the hair. Soothing and healing on bites and sores. Has no injurious acids. Economical. Will rid dogs and cats of fleas. An effective poultry lice killer. 1 gal., \$1.25; half gal., 75c; qt., 45c.

Pratt's Worm Powder, 63c and \$1.30.

Pratt's Veterinary Liniment, 32c, 63c and \$1.20.

Pratt's Cow Remedy. Packages 60c and \$1.20; 12 lb. pall, \$2.35; 25 lb. pall, \$3.85.

Pratt's Bag Ointment, 32c and 63c.



Pratt's Healing Ointment, 32c and 63c.

Pratt's Animal Dip. 1 qt., 63c; 2 qts., \$1.20; 1 gal., \$1.85.

Pratt's Distemper and Pink Eye Remedy, 80c.

Pratt's Veterinary Collc Remedy, 63c and \$1.30.

Pratt's Heave, Cough and Cold Cure, 63c and \$1.35.



Martin's Garden Seed Offer

12 Packages of Seeds and Martin's Planting Guide, Value \$1.70, sent for \$1.00 postpaid. Order Now to insure your getting this Special Offer.

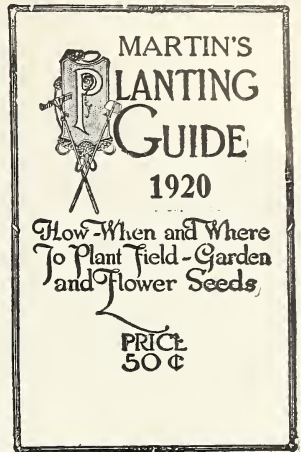
\$1.70 Value

1 pkg. Early Red Valentine Beans.....10c	1 pkg. Early Patty Pan Squash.....10c
1 " Early Blood Turnip Beets.....10c	1 " Beauty Tomatoes.....10c
1 " Danvers Half Long Carrots.....10c	1 " Long Green Cucumbers.....10c
1 " Stowell's Evergreen Corn.....10c	1 " Dwarf English Peas.....10c
1 " Martin's Favorite Okra.....10c	1 " Bush or Pole Butter Beans.....10c
1 " Curled Mustard.....10c	Guide.....50c
1 " Round or Long Radish.....10c	

Worth \$1.70

Value \$1.70, sent postpaid for \$1.00—All Seeds in offer are Martin's "Hy-Test," assuring you a crop of delicious vegetables. Do your bit, take advantage of this great offer.

\$1.00 Postpaid



The Quickest Maturing Flathead Cabbage in Existence

"EARLY

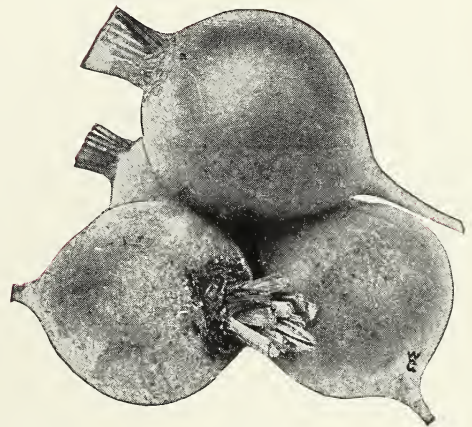
SUWANEE"



We offered this wonderful variety for the first time last season. Our supply was so short that we did not list it in our catalogue but later offered to the Florida planters our surplus stock through our weekly price list. We also sent out trial packages all over the South. We are now getting very complimentary reports from every section. Early Suwanee will mature about twelve to fifteen days earlier than Jersey Wakefield. The heads are very firm, almost round but slightly flattened on top. Is not only a quick maturing variety, but the leaves are very finely webbed and have a very delicate flavor. For quick, sure results, either in home garden or for market, our suggestion is, plant Early Suwanee Cabbage. But to do this it will be necessary for you to get your order in **EARLY**. Pkt., 10c. See page 11 for prices in larger quantities.

Martin's Dark Red Beet

The King of Beets



A blood-red, early, turnip-shaped variety. Has small, upright tops; fine round shape; skin and flesh dark blood-red; very tender and sweet. Remarkably uniform in growth, and a particularly desirable sort for truckers and market gardeners. Pkt., 10c. See page 10 for prices in larger quantities.

Index

Alfalfa.....	Page 47	Celery.....	Page 13	Kale.....	Page 15	Pumpkins.....	Page 21
Asparagus.....	8	Chufas.....	45	Lawn Grass.....	30	Rabbit Supplies.....	58
Artichokes.....	8	Clovers.....	47-48	Leek.....	15	Radish.....	24
Bacteria, Soil Inoculation.....	55	Collards.....	11	Lespedeza.....	48	Rape.....	50
Barley.....	41	Corn, Kaffir.....	41	Lettuce.....	42	Rice.....	51
Beans, Garden.....	8-10	Corn, Field.....	34-36	Milo Maize.....	42	Rutabaga.....	27
Beans, Soy or Soja.....	43	Corn, Sweet.....	14	Millet.....	42	Rye.....	41
Beans, Velvet.....	49	Cotton.....	7	Mustard.....	15	Salsify.....	21
Beets, Table.....	10	Cress.....	15	Mushroom.....	16	Seeders and Hand Sowers.....	55
Beets, Stock.....	10	Cucumbers.....	12	Okra.....	20	Sorghum.....	42
Broom Corn.....	46	Dashen.....	40	Onion, Seed and Sets.....	19	Sprayers.....	54
Broccoli.....	12	Endive.....	14	Parsley.....	20	Spinach.....	23
Brussel's Sprouts.....	10	Egg Plants.....	13	Parsnips.....	20	Squash.....	24
Buckwheat.....	46	Egyptian Wheat.....	43	Peanuts.....	52	Sunflower.....	46
Bulbs.....	33	Feterita.....	46	Peas, Garden or English.....	23	Swiss Chard.....	10
Cabbage Seed.....	11	Flower Seed.....	31-32	Peas, Cow or Field.....	37-38	Tomato.....	25-26
Cane, Ribbon, Orange, Amber, Red Top.....	42	Garlic.....	16	Peppers.....	20	Tools.....	56
Cantaloupe.....	17	Grasses.....	44-45	Plants.....	29	Turnips.....	27
Cauliflower.....	13	Gourds.....	48	Poultry Supplies.....	59-64	Vetch.....	41
Carrots.....	12	Incubators.....	62	Potatoes, Sweet.....	21	Vines.....	27
		Insecticides.....	54	Potatoes, Irish.....	22	Watermelons.....	18
		Kohl-Rabi.....	14				

19 20

SEEDS FOR  THE SOUTH

E.A. MARTIN SEED CO.
JACKSONVILLE, FLORIDA.

MR. MARTIN AND HIS TWO SONS

ROSELAND FARMS

